



Public Works, Environment and Transportation Commission Agenda

Tuesday, June 23, 2026

6:30 PM

City Council Chambers

In accordance with [Minnesota Statutes §13D.02](#) and City policy, Council and Commission members may attend meetings remotely up to three times per calendar year.

(Times listed are approximate – please note that items may be earlier or later than listed on the agenda)

- 6:30 p.m. **1. Roll Call**
- 6:32 p.m. **2. Approve Agenda**
- 6:34 p.m. **3. Receive Public Comment**
- 6:40 p.m. **4. Business Items**
 - 6:40 p.m. a. Communication Items
 - 6:45 p.m. b. Leaf Site Future
 - 7:55 p.m. c. Climate Equity Action Plan
 - 8:15 p.m. d. Prep for Joint Council meeting
- 8:20 p.m. **5. Commission Direction on Member Initiated Agenda Items**
 - a. Commission Direction on Member Initiated Agenda Items
- 8:28 p.m. **6. Approval of Meeting Minutes**
 - a. Approve May Minutes
- 8:30 p.m. **7. Adjourn**

Roseville Public Works, Environment and Transportation Commission Agenda Item

DATE: June 23, 2026

ITEM: 4.a.

ITEM DESCRIPTION: Communication Items

Background

At each commission meeting, City staff provides updates on City activities and projects ongoing within the city that pertain to public works activities.

Recommendation

Receive report and provide feedback.

Attachments

1. Communications Memo
2. 2026 Roseville Project Map
3. June Development Activity Report



Public Works Department
Memo

To: Public Works Environmental and Transportation Commission Members
From: Jennifer Lowry, City Engineer
Date: June 15, 2026
Re: Communications Items

The following are updates to projects and other activities happening in Roseville since the last commission meeting. Note that links to most planned or active construction projects can be found on our construction projects website. <http://www.cityofroseville.com/697/Construction-Projects>

Roseville Public Works project updates:

- [Maintenance Operation Center \(MOC\) / License & Passport Centers / Dance Studio \(LPCDS\)](#)
 - The concepts for both the MOC and LPCDS will go before Council prior to detail design of construction plans – tentatively planned for June 15.
- [Lexington Avenue Pathway - County Road B to TH 36](#)
 - Construction underway and anticipated to be substantially complete by end of May. Lexington Avenue will have lane shifts but remain open to traffic.
- [Hamline Avenue – County Road C to Snelling Avenue](#)
 - Awarded and start date set for June 22.
- [2026 PMP Project](#)
 - Nearly 6 miles of roads are planned for rehabilitation in 2026. Construction start planned for June 17 on the Patton Road, Fulham Street, Sandhurst Drive, and Hwy 36 Service Drive segments of the project.
 - Council gave staff direction to build a [path along the Pascal Street hill at Keya Park](#), but not to move the curbs. This will be completed with the 2026 PMP project.
- [Twin Lakes Trail Phase 2](#)
 - Easement needs to be negotiated with property owner. Construction likely in 2027 due to tree removal date restrictions.
- [Wagner/Western Pathway](#)
 - Easement being negotiated with Ramsey County.
- [2026 Sewer Cleaning & Lining](#)
 - Awarded and start date planned for June 29 (cleaning/televising), lining to follow.
- **Booster Station Phase 4 Improvements**
 - Building improvements to occur in coordination with the solar installation in 2026.
- **Lift Stations**
 - Cohansey Lift Station upgrade awarded with start date anticipated beginning of October.
 - Lift station assessment to establish 10-year work plan has been received from consultant and is under review by staff. The last major study was completed in 2014.
- [Wayfinding Signage](#)
 - Remaining signs to be coordinated with upcoming construction projects and/or pending easements from others.

- Willow Pond
 - The dredging of Willow Pond is planned for the winter of 2026/27 or the summer of 2027, depending on the contractor. The [Environmental Assessment Worksheet](#) (EAW) was approved by City Council on June 8. Staff will continue the permitting process with the MN DNR with the inclusion of the EAW.
- [Lighting](#)
 - Intersection lighting in eastern Roseville planned for 2026.
 - [Owasso Hills](#) to decide standard vs enhanced lighting.
- [Bike Plan](#)
 - The Bike Plan was presented to the Park and Recreation Commission on May 5, where they also recommended that Council approve the Plan. A Council date is TBD.
- [Rosebrook Park](#)
 - Parks and Rec construction is underway to remove the existing southern parking lot, playground, and kiddie pool, and add in a new larger parking lot, splash pad, and playground.

Other agency project updates:

- Ramsey County
 - [County Road C 4:3 Conversion from Lexington Avenue to Little Canada Road and bridge over railroad](#)
 - Roadway scheduled to open bids July 8 with construction this summer/fall and bridge construction in 2027. Utility work ahead of project is underway. Last public open house for road work was held June 10 at the Oval.
 - [Fairview from Larpenteur Avenue to County Road B2](#)
 - Construction underway with temporary stop signs replacing signals at County Road B and Gluek Lane. Closure of intersections/segments anticipated for reclamation and signal install (date TBD). Work to be complete by State Fair.
 - [County Road D from Fairview Avenue to Cleveland Avenue](#)
 - Design in process for 2027 project to include resurfacing and construction of a path on the south side.
 - [Victoria Street Path from County Road C to Harriet Avenue](#)
 - Design in process for 2028 project.
 - Public Open House held May 20 at Oval.
 - [Rice from Wheelock Parkway to County Road B](#)
 - Design in process for 2028 project.
 - Larpenteur Corridor Study
 - RFP released for study of entire corridor.
- MnDOT
 - [Snelling Avenue from TH 36 to Grey Fox Road](#)
 - Construction underway. Expect lane closures and short-term closures of side streets when there is work nearby. Southbound directional closure date TBD.
 - Resurfacing and road repairs also include new off-road pathway west of Snelling Avenue from Lydia Avenue to Old Snelling and completion of sidewalk behind Slumberland to the frontage road.
 - [TH 280 from Wabash Avenue in St. Paul to I35 W](#)
 - Resurfacing and bridge work underway. Hwy 280 is closed both directions for the full highway length. Reopening lanes prior to State Fair.

- Public questions or complaints about Hwy 280, including things like increased traffic on Cleveland Avenue or Snelling Avenue, can be shared with MnDOT at 612-254-7776 or info@hwy280construction.com.
 - Gateway Bridge Project
 - Interagency meeting kickoff held for the 2031 project on I35W, TH 36 and 12-14 bridges from Fairview Avenue to the east.
- Other
 - [G Line \(Metro Transit\)](#)
 - Construction 2026-2028, start date TBD.
 - Private Utilities
 - Xcel is inspecting and replacing poles around town throughout the year - no closures currently anticipated.
 - Xcel is undergrounding overhead lines in seven small areas in Roseville where damage to lines is reoccurring and problematic - no closures currently anticipated. Current work at County Road B and Farrington Street.
 - Lumen is placing new fiber in neighborhood of Transit Avenue from Rice Street to Western Avenue.
 - LTS Telecommunications is installing fiber along Woodhill Drive between Oxford Street & Victoria Street.

Engineering Updates:

- In July we will roll out the updated Water Efficiency Grant for 2026-2028 which includes commercial devices and 100% coverage for those meeting new equity criteria.
- In discussions with Ramsey County and other cities in the county about a new County Cost Participation Policy.
- Weekly tours or presentations are scheduled by PW and offered to all City interns. PW working with Admin to develop an intern program managed by Admin in the future.
- Rosefest traffic control and County ROW permits completed by PW in coordination with other City departments.
- Permit application numbers are up and private construction seems to be growing.

Environmental & Sustainability Updates:

- Staff attended Ramsey Washington Metro Watershed's Waterfest event on Saturday, May 30, with recycling education activities
- The Climate Equity Action Plan will be presented to City Council on Monday, July 6, for final adoption.
- Staff has been collaborating with Ramsey County on multiple sustainability project ideas, including community gardens and food security, future swap events, and chloride reduction programs.
- Staff managed zero waste and hosting a table at the Juneteenth event on Saturday, June 13.
- Staff will be managing zero waste and hosting a table at the Taste of Rosefest event on Thursday, June 25.
- Staff worked with the Parks and Rec department to develop a biking guide for Rosefest. Rosefest will now feature additional bike parking courtesy of Bike MN to encourage active transportation to Rosefest events.

- Upcoming tours for interns, staff, and commissioners will be on Monday, June 15, at the Ramsey County Environmental Center at 9:00 a.m., and Tuesday, June 30, at the Waste Management Material Recovery Facility in Minneapolis at 9:00 a.m..

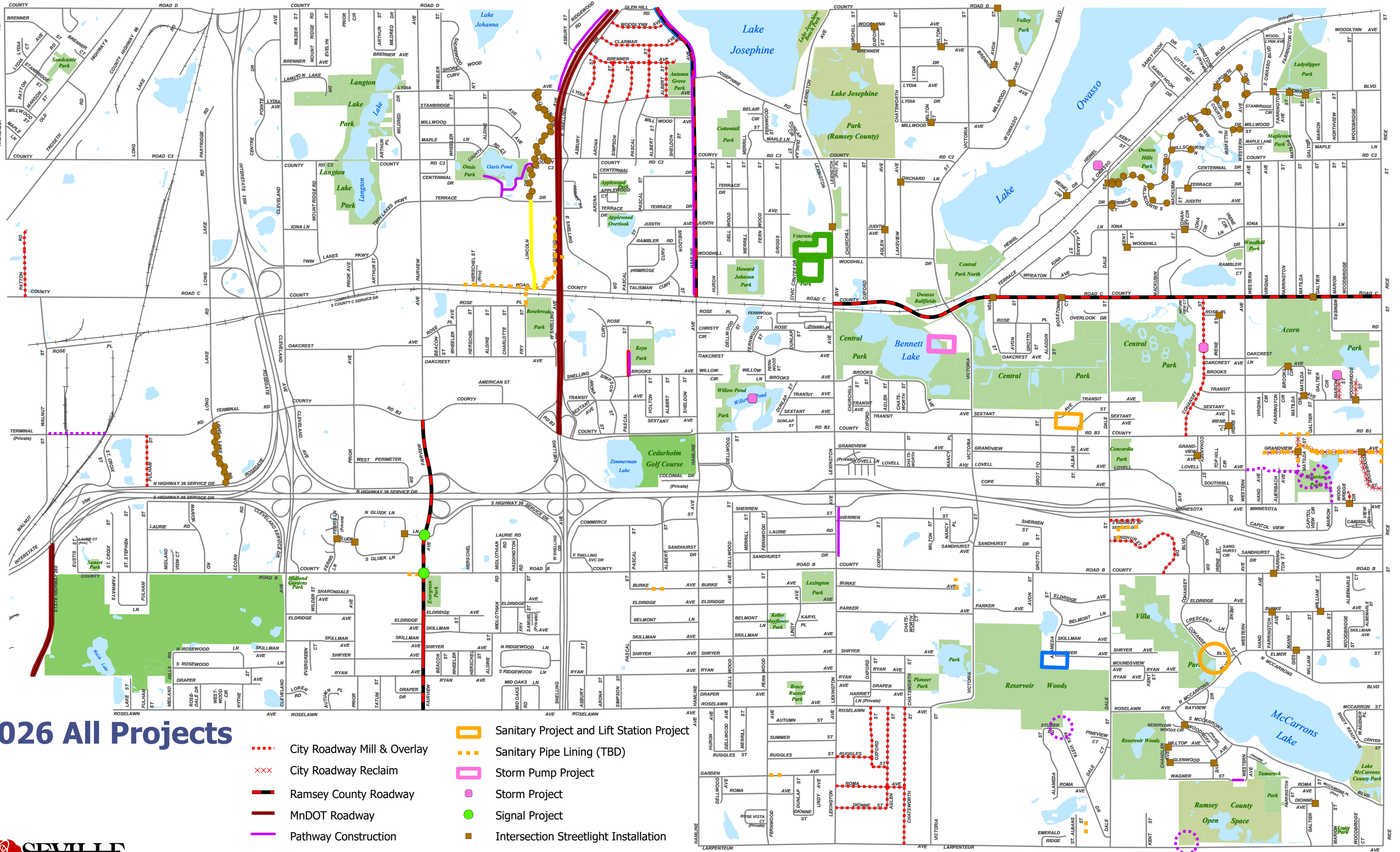
Maintenance Updates:

- Street and Storm
 - Flared End Storm structure maintenance.
 - Streets patching problem areas.
 - Spring restoration of water break repairs in the roadway.
 - ROW mowing.
 - Ongoing sign maintenance.
 - Curb and Sidewalk concrete replacements.
 - Late Spring/Early Summer street sweeping.
 - Storm cleanup of tree debris.
- Water and Sanitary Sewer
 - Continued inspections for water service line inventory.
 - St. Croix storm lift station ATS Switch repairs.
 - Continued locates, weekly lift station inspections/repairs, collection of water samples.
 - Responded to and repair water main breaks, water gate valves and sewer backups.
 - Replace 16” valve Victoria Street and County Road B2 on July 1.
 - Installed two repeaters for mueller meter system, one at Acorn Park and one at Lexington Park.
 - All generators at the lift stations and City Hall have been serviced by Cummins under contract.

Council Updates:

- Below is a highlight of items recently presented to and/or acted on by the City Council. More information can be found in the agenda packets and minutes for the referenced Council meetings:
 - May 18
 - Recognized: Outgoing City Commissioners for their service
 - Approved: Resolution Awarding Contract for 2026 Pavement Management Project
 - Approved: Ramsey County Agreement for County Road C from Lexington Avenue to Rice Street
 - June 8
 - Approved: Willow Pond Environmental Assessment Worksheet (EAW) Project
 - Approved: Minor Plat of an unaddressed property located at the SW corner of Cleveland Avenue & Centre Pointe Drive North
 - Received: Aldine Street Right-of-Way Natural Trail Feasibility Study
 - Denied: Request by adjacent property owners to vacate the right-of-way for Aldine Street
 - Approved: Designating the Aldine right-of-way as a public pathway and directed staff to update the City’s Pathway Master Plan

- Approved: Purchase Agreement with Roseville VFW Post #7555 for a Portion of their Property
- Discussed: 2026 Community Survey Questions
- June 15
 - Approved: Civic Campus Concept Plans
 - Approved: Utility Rate Schedule Adjustment
 - Approved: Clean Water Fund Grant Agreement with Met Council



2026 All Projects


- - - - City Roadway Mill & Overlay
- x x x x City Roadway Reclaim
- Ramsey County Roadway
- MnDOT Roadway
- Pathway Construction
- - - - Pathway Maintenance
- Watermain Project
- Booster Station Project
- Sanitary Project and Lift Station Project
- - - - Sanitary Pipe Lining (TBD)
- Storm Pump Project
- Storm Project
- Signal Project
- Intersection Streetlight Installation
- Non-Metered Streetlight Replacement
- New Streetlight Installation
- City Campus Project



Prepared by: Engineering Department
6/11/2026

Data Sources
 * Ramsey County GIS (4/26/2026)
 * City of Roseville Engineering Department

GIS Data:
 The maps provided by the City of Roseville are compilations of records, information and data from various sources, and they are to be used for reference purposes only. The City does not warrant or guarantee that the Geographic Information Systems (GIS) data or maps are complete, current, or accurate. The data is offered "as is" and the City of Roseville does not represent that the GIS data can be used or is accurate for legal, navigational, or any purposes requiring exacting measurements of distance or direction or precision in the depiction of geographic features. Pursuant to Minnesota Statutes, Section 466.03, Subdivision 21, the City of Roseville disclaims any liability for claims based on alleged or actual inaccuracies in the GIS data or maps. For more information, please contact 651-792-7044.



AllProjects2026



ROSEVILLE COMMUNITY DEVELOPMENT ACTIVITY REPORT

UPDATED: 6/16/2026

	Project Name	Address	Project Description	Applicant/Owner Information	Starting
RESIDENTIAL	The Enclave	201-261 McCarrons Pl	20 detached townhomes (12 completed-8 lots remain)	Multiple	Summer 2021
	Residential New Construction	2164 Eustis St	New single family home	Mike Torkelson Development	Winter 2024
	Residential New Construction	2976 West Owasso Blvd	New single family home	TJB Homes	Winter 2026
	Residential New Construction	2050 Eldridge Ave	New single family home	Lee Homes	Winter 2026
	Residential New Construction	649 Heinel Dr	New single family home	Croix Custom Homes	Summer 2025
	Residential New Construction	595 Heinel Dr	New single family home	Lee Homes	Winter 2026
	Residential New Construction	1928 South Gluek Ln	New two family dwelling	Cara Builders	Spring 2025
	Residential New Construction	560 Ryan Ave	New single family home	Structural Buildings of MN	Summer 2025
	Villas of Reservoir Woods	699 Shryer Ave, 692/700/708 Skillman Ave	New single family homes	Cara Builders LLC	Summer 2025
	Residential New Construction	615 Roselawn Av	New single family home	Bristol Built LLC	Summer 2026
	Residential New Construction	2380 Laurie Ct W	New single family home	Creative Custom Homebuilders LLC	Summer 2026
	Residential New Construction	2137 Fairways Ln N	New single family home	Vivid Homes	Summer 2026
	RETAIL	Abercrombie & Fitch	1595 Highway 36 #400	Interior Alteration	GGC National Contractors
Pottery Barn		1595 Highway 36 #1600	New façade and interior alteration	McGough Construction (In plan review)	Spring 2026
Apple Store		1595 Highway 36 #130	Shell space for new breakroom	P.R.M. Contracting	Summer 2025
Blastoff Play Park		2325 Prior Ave	Indoor playground, arcade, restaurant and bar	Chan Consulting LLC	Spring 2026
Vacant Tenant		1595 Highway 36 #170	Tenant Remodel	P.R.M. Contracting	Fall 2025
Ding Tea		2401 Fairview Ave	Interior Alteration	Tran Construction and Remodeling	Fall 2025
Twin Lakes Building A		2033 Twin Lakes Pkwy	New Construction Shell Building	Sherburne Slater Construction (In plan review)	Fall 2025
Twin Lakes Building B		2037 Twin Lakes Pkwy	New Construction Shell Building	Sherburne Slater Construction (In plan review)	Spring 2026
Von Maur Ramp		1595 Highway 36	Ramp Repair	Cy-Con Inc	Fall 2025
Arby's		2105 Snelling Ave	Interior Alteration	Pro Services Construction	Spring 2026
Hammermade		1595 Highway 36 #725	Interior Remodel	Nielsen Construction Services	Summer 2026
T-Mobile		1745 County Rd B2 W	Interior Remodel	Lakeview Construction LLC	Spring 2026
NON-RETAIL/OFFICE	MnDOT Waters Edge	1500 County Road B2	Mechanical upgrades	Versacon Inc	Fall 2023
	Eaglecrest	2945 Lincoln Dr	Interior Alteration	MRI, Inc	Spring 2026
	Adapt Health	2215 Highway 36	Interior Alteration	The Baine Group Construction	Spring 2026
	Pace Analytical	2665 Long Lake Rd	Interior Alteration	Robert Carr and Associates	Spring2026
	Hamline Automotive	2150 Hamline Ave	Addition	Sherburne Slater Construction	Spring 2026
	Former Dept of Education building	1500 Highway 36	Full demolition	JE Dunn Construction	Spring 2026
	Old Dutch	2375 Terminal Rd	Solar panels	Blue Horizon Energy	Spring 2026
	Omni Health	1970 Oakcrest Ave	Interior Alteration – Mental Health Clinic	Fixed Assets, Inc	Spring 2026
	FedEx	2323 Terminal Rd	Full demolition	Veit and Companies	Spring 2026
	Shell Building	2700 Snelling Ave	New Construction (In Plan Review)	TBD	Summer 2026
	King of Kings Lutheran Church	2330 Dale St	Interior Alteration, add fire sprinkler system	Maertens-Brenny Construction Co.	Summer 2026
	Presbyterian Homes & Services	2925 Lincoln Dr	Interior Remodel	Maintenance Repairs & Installations	Fall 2025
	Hand in Hand Montessori	211 N McCarrons Blvd W	Interior Remodel	Vanguard Builders Inc	Summer 2026
	Whispering Pines Assisted Living	2891 Merrill St N	Assisted Living Conversion and Renovation	Aspire Builders Inc	Summer 2026
	Pepperl and Fuchs	2699 Patton Rd	Interior Build Out	Klodt Inc	Summer 2026
Rosebrook Park	2590 Fry St N	Remove Pool & Alterations for Splashpad	New Look Contracting	Summer 2026	
Excel	3115 Centre Pointe Dr N	Interior Remodel	Xcel Energy	Spring 2026	

Roseville Public Works, Environment and Transportation Commission Agenda Item

DATE: June 23, 2026

ITEM: 4.b.

ITEM DESCRIPTION: Leaf Site Future

Background

As part of the 2026 budget planning process, City staff were asked to identify potential areas to cut the budget. One area that Public Works staff identified was the possibility to close the leaf site. At the September 8, 2025 Council meeting, staff presented the recommendations to council. The main reasons identified to close the site include costs, duplicative service to Ramsey County, and site issues. Roseville is the only city in Ramsey County to operate its own leaf site. The leaf site costs over \$126,000 annually to operate plus capital equipment replacement. The current equipment is at the end of its life and due for replacement.

At the September 8, 2025 City Council meeting staff recommend Council close the leaf site at the end of 2025. Council delayed taking action so the decision could be made as part of the budget process.

At the September 30, 2025 Public Works Environment and Transportation Commission meeting, staff presented information on the leaf site. Public comments were received. The commission recommended to keep the site open one more year to collect data and explore options and to revisit in 2026. The commission also recommended keeping organic collection where it is and exploring moving it to the City Campus in the future.

At the October 13, 2025 City Council meeting, the Council postponed the decision to close the site until 2026 to gather more information.

Attachment 1 includes information about various options the Council could take for the future of the leaf site. The presentation includes updated costs, updated information on various issues at the site, and four options to close the site:

- Option A - No Changes, operate as today
- Option B - Modify Operations - Limit hours, add staffing to the site, additional security
- Option C - Operate as Transfer Site
- Option D - Close Leaf Site

Attachment 2 documents leaf operations and observations from the 2025 fall activity.

Staff will present updated information on this item since the last commission discussion. This item will go before Council at their July 6, 2026 council meeting so staff would request feedback and recommendations from the commission on direction the council should take.

Recommendation

Provide recommendations to the City Council on future use of the leaf site.

City staff recommends Option D, closing the leaf site operations and using the site for other City purposes.

Attachments

1. Presentation
2. Street Staff Observation Memo
3. Council Minutes, October 13, 2025
4. PWET Minutes, September 30, 2025
5. Council Minutes, September 8, 2025
6. Public Feedback Received

Consider Future of Roseville Leaf Recycling Center

Public Works Department

Public Works Commission

June 23, 2026



Leaf Site Future

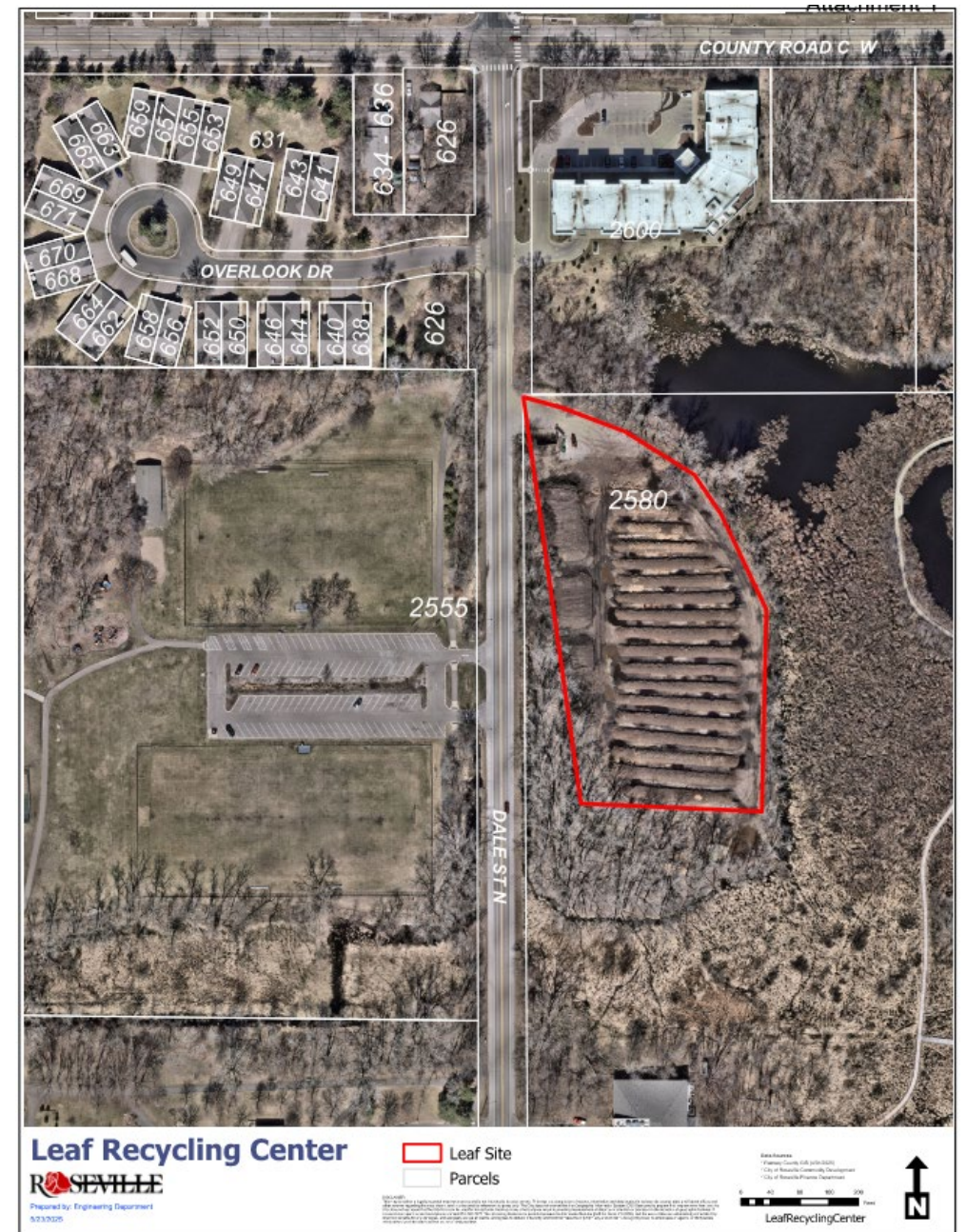
Background

- Staff presented closure proposal to City Council on September 8, 2025, Council meeting
 - Proposal from staff came from reviewing options to save costs in the City budget
 - Major reasons to close the site include:
 - Cost savings
 - Duplicative service to Ramsey County
 - Existing site issues
- Referred to the PWET for feedback and recommendations
 - September 30th meeting
 - Received public comment
 - Recommended to keep open one more year to collect data and explore options and to revisit in 2026.
 - Recommended to keep organic collection where it is and explore moving it to the City campus in the future.
- October 13, 2025, City Council postponed the decision to close the site until 2026 to gather more information
- June 23, 2026, PWET provided feedback and recommendations.
- *Scheduled to consider this item at the July 6, 2026, City Council meeting*

Leaf Site Future

Background

- Site has existed since around 1971
- 2.5 acres located at 2580 Dale Street
- Originally was used for maintenance-use only
- In 1980, when the leaf pickup program began, the gate was open seasonally
- Residents Only
 - Staffed by police reserves and retired maintenance staff. It has been over 10 years since the site has been staffed.



Leaf Site Future

Current Operation

- Collects Leaves Only
 - No brush or grass clippings allowed (yard waste)
- Walk-In gate open year-round
- Vehicle gate opened seasonally
 - 4 weeks in the spring
 - 6 weeks in the fall or until snow
- Leaves are turned by the City into compost
 - Turned approximately 9x per year
- Compost is available free for pickup in bins outside the gate
- Can pay \$75 for deliveries in the summer
 - Increased from \$50-\$75 in 2026 to better recover costs
 - 46 Deliveries to date in 2026



Leaf Site Future

Current Operation

- Site operation
 - Collect 30,000-35,000 CY of leaves annually
 - 30,000 CY is capacity of the site
 - 17 East-West rows of compost
 - 17 ft wide x 8 ft tall
 - Turned every 21 days
 - Takes 4 days to turn entire site
 - Leaves continually added from static pile to compost rows
 - Makes 4,000-5,000 CY of compost
 - Residents use most of the compost
 - ~1,000 CY of compost are left over annually which is sold to make room



Leaf Site Future

Fall 2025 Observations

- 2025 Fall Leaf Site Observation
 - October 13, gates opened to public
 - October 20-24, staff regraded site for safer use
 - November 4-18, site very busy
 - November 23, closed site early due to over capacity
 - Collected approximately 35,000 CY which is the most ever
- Camera observations
 - Friday, October 24 – Sunday, October 27
 - 177 vehicles, no contractors
 - Friday, November 7 – Sunday, November 9
 - 918 vehicles, 10 contractors
 - Friday, November 13 – Sunday, November 15
 - 1,728 vehicles, 42 contractors
 - Peak day of 888 vehicles on November 5



Site before repairs October 20, 2025



Site re-graded October 22, 2025



Site full, November 24, 2025

Leaf Site Future

Fall 2025 Observations

- General observations
 - Highest use of site ever
 - Closed site 3 days early
 - Higher weekday use on Tuesdays and Thursdays
 - Ramsey County is closed these days
 - Likely increased non-residents these days
 - More contractor use year over year
 - Contractors tend to use site at the end of the day when staff is not present



Contractor dumping
November 18, 2025



Illegal yard wasted disposal
overnight, October 27, 2025



Contractor overnight dumps November 21, 2025

Leaf Site Future

Site Issues

- Site Location
 - Undersized for the volume of leaves
 - Poor soils and drainage
 - Most modern sites are on compacted gravel, bituminous or concrete
 - Leads to vehicle tracking onto Dale Street
 - Vehicles get stuck or can't access the site to drop off leaves when site is open to vehicles
- Access
 - Vehicle stacking on Dale Street
- Illegal Dumping
 - Dirt, grass, garbage
- Non - Resident/Contractors Use
 - Ramsey County sites are closed on Tuesdays and Thursdays, so Roseville site gets used since it is not staffed
- Odor and Noise Complaints



Leaf Site Future

Site Issues



Leaf Site Future

Other Site Opportunities

Wood Debris Management

- Would use for Public Works and Parks
 - Storm Damage, Boulevard & Pathway Vegetation, Natural Resource Management
 - Since 2024, cities cannot use Ramsey County Yard Waste Sites
 - Need to chip (takes additional time)
 - Haul to private site and pay tipping fee (time and money)
 - Could save 20% in our cost if we had a site for materials to chip at a later date

Emergency Operations & Temporary Uses

- Water breaks
- Temporary contractor storage (City construction projects)

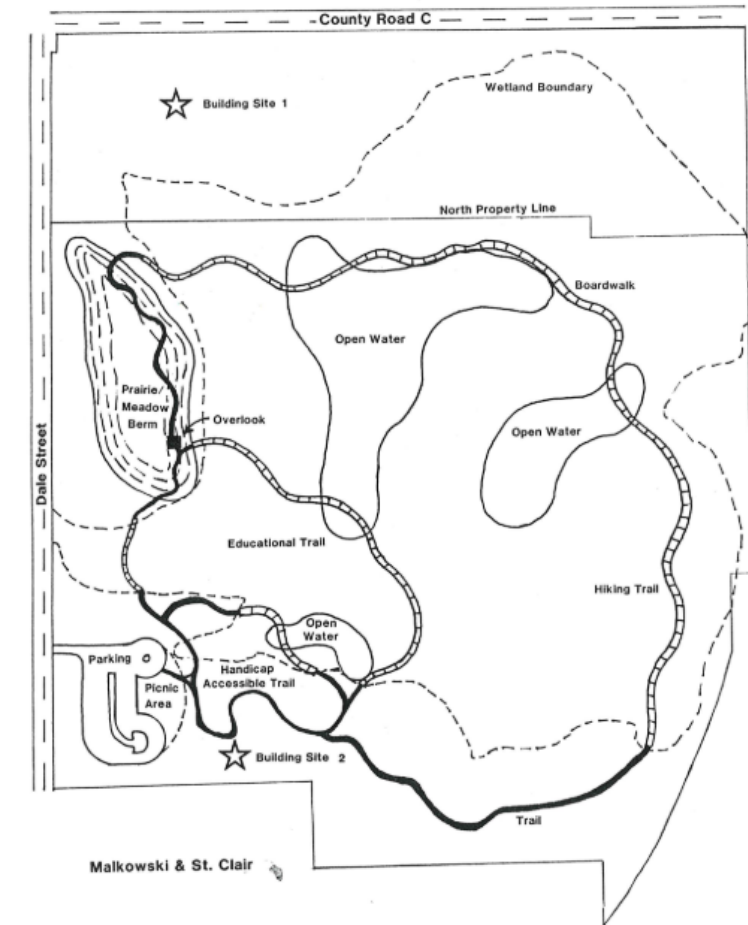
Other potential uses

- Temporary storage during civic campus project
- Expansion of Nature Center

Organic Drop Off Dumpsters (Ramsey County)

- Would move the dumpsters outside of the gate into the bins
 - Easier for residents to access and for vendor to maintain

Recommended
ROSEVILLE NATURE CENTER COMPLEX
May 1988



Leaf Site Future

Nature Center Options

Nature Center

- 1988 Report recommended closing leaf site:
 - Concerns of run off and incompatible with adjacent uses
 - Potential expansion area for Nature Center
 - Could be used for additional parking
 - Could be use for additional boardwalks

Land and Water Management (Revisions)

Leaf Dump

Without reservation, we strongly urge that the existing leaf dump along Dale Street be removed as soon as absolutely possible. It is a potent source of nutrients which, in concentrated form as they percolate out of the dump, virtually constitute a toxic, acidic effluent which inhibits and prohibits normal floral and faunal growth. Leaf nutrients in this situation are the major cause of rapid pond/marsh eutrophication. Secondly, the leaf dump is very offensive both visually and odorously to any human activities nearby, nature center users and others. While the concept of encouraging citizens to utilize natural materials, such as leaves, for other humanly usable products, such as soil conditioners, is sound, the where, why and wherefore must be attendant considerations. In this case, the leaf dump and the

5

nature center are totally incompatible side-by-side land uses. (Care might be given in the future to try to manage any "leaf dump" so cumulative volumes and effects are calculated on a "put and take" basis, avoiding years of over-accumulation.) More will be said later about the use of this area once the leaf dump is gone.

Leaf Site Future

Cost of Current Operations

- CIP Costs
 - Compost Turner – 1997 Wild Cat
 - Purchased used in 2006
 - At the end of its life
 - Parts hard to find, sheet metal replacement needed
 - 2027 CIP - \$500,000 – \$900,000 of equipment investment
 - Moved up from 2028
- Equipment and Fuel Costs Annually
 - 775 hours (\$61,000)
 - \$8,700 in fuel (out of pocket costs)
- Staff Cost Annually (\$65,600)
 - 720 hours (18-weeks)
 - Would be able to reallocate staff to other deferred work such as storm sewer repairs to lessen need for contract work



Leaf Site Future

Leaf site/compost alternatives

Duplicative Service

- Ramsey County offers the same service at their yard waste sites
 - They provide additional services such as wood debris and grass clippings
 - Residents can also get compost
 - Only service not available is compost delivery
 - Site is open year-round
 - April – November
 - Closed on Holidays and every Tuesday and Thursday
 - December – March
 - Closed on Holidays, open weekends only

Curb side pickup

- All trash haulers offer curb side yard waste pickup in the summer for an additional fee



Leaf Site Future

Leaf site/compost alternatives

Proximity

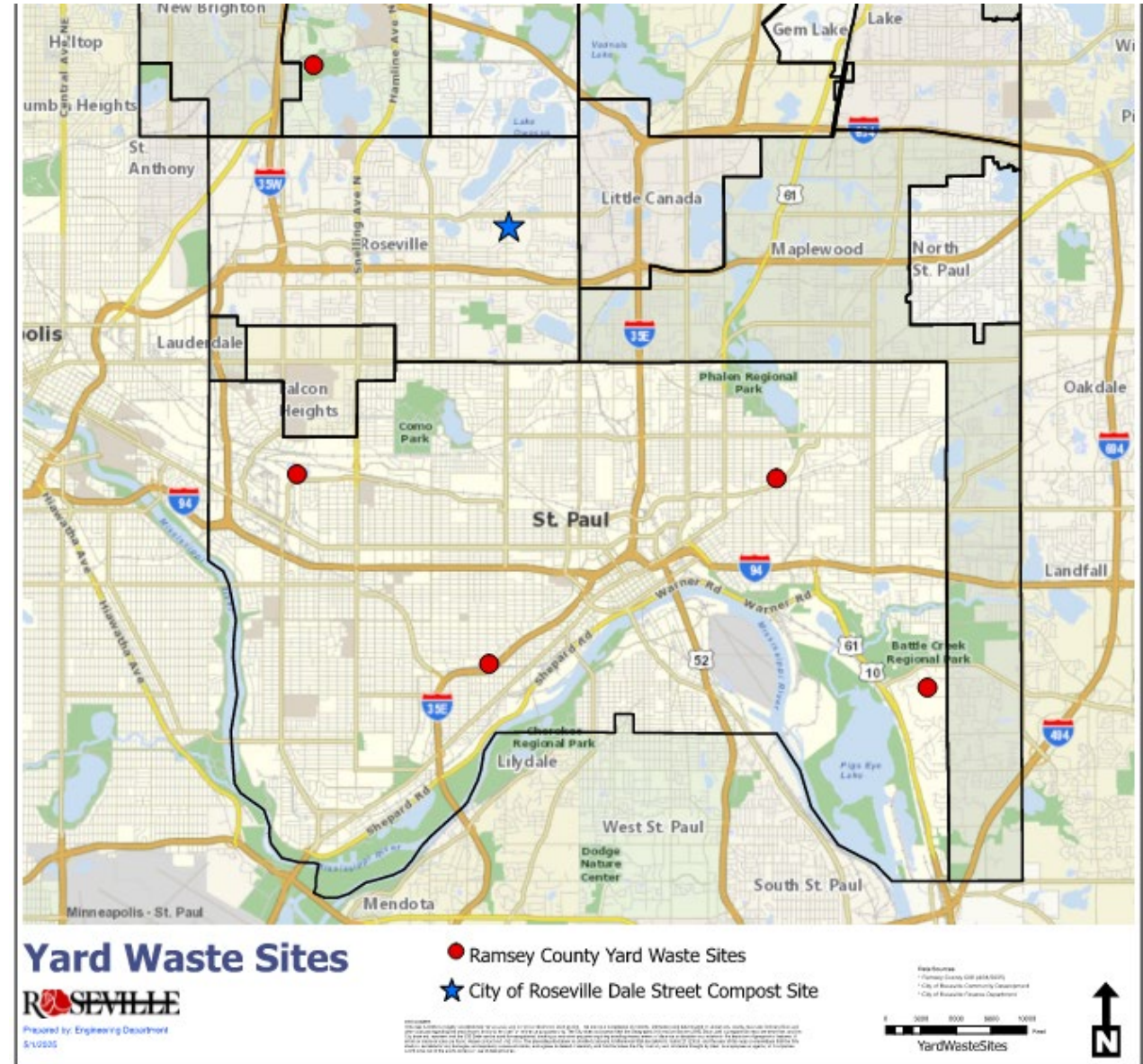
- 76% of residents, Roseville site is the closest site
- Current distance for the average resident to a leaf site is 1.33 miles
- If closed, the average distance would be 2.79 miles (+1.46 miles)

SUMMARY WITH ROSEVILLE SITE:

Closest Site	SFR Parcel Count	Average Distance (Miles)
Roseville	6604	1.16
Arden Hills	1091	1.55
Midway	905	2.30
Overall		1.33

SUMMARY WITHOUT ROSEVILLE:

Closest Site	SFR Parcel Count	Average Distance (Miles)
Arden Hills	4969	2.71
Midway	3154	2.77
Frank & Sims	477	3.79
Overall		2.79



Leaf Site Future

Proposed Options

- Option A – No changes to current operations
- Option B – Modify Operations
 - Limit hours
 - Staffing of site
 - Additional security
- Option C – Collect leaves but compost off-site
 - Limit hours
 - Staffing of site
 - Additional security
 - Transfer leaves to Ramsey County or 3rd party for composting
- Option D – Close Leaf Site
 - Closure would be at the end of the 2026 leaf collection season



Leaf Site Future

Option A – Operate as today

- No changes to current operations
 - Staff would replace composting equipment in 2027
 - Pros
 - No changes to residents
 - No increased staff costs
 - Cons
 - Continued site issues
 - Likely increase contractor use due to no regulation
 - Likely site will need to close earlier every year due to increased use

Leaf Site Future

Options B & C - Investments/Changes needed to keep site open

- Security
 - Needed to lessen illegal dumping
 - Closure of walk-in gate
 - Add cameras for illegal dumping
 - Increased one time cost of \$25,000 for modifications and \$2,000 annually
- Add seasonal staffing to monitor site
 - Needed to eliminate non-resident use and commercial vehicle use
 - Needed to eliminate illegal materials (Brush, grass)
 - Would need to reduce hours site is open
 - Would mimic Ramsey County hours during peak season
 - No off-peak access to site
 - Residents would need to use Ramsey County Site
- Increase of \$32,400 in annual costs

Proposed Staff Monitoring Plan Costs	
Peak Season Only	
4 Weeks Spring	
6 Weeks Fall	
10 Weeks Total	
Assume Open 7 days a week	
Assume same hours as Ramsey County	
11 AM - 7 PM M-F	40 Hours/week
9 AM - 5 PM Saturday	8 Hours/week
11 AM - 5 PM Sunday	6 Hours/week
<i>Total</i>	<i>54 Hours/week</i>
	10 Weeks
	540 Hours Open
	2 #Staff/Shift
	1080 Total Staff Hours
	\$ 25.00 \$25/hour
	\$ 27,000.00
	\$ 5,400.00 20% Misc Employment Cost
	\$ 32,400.00 Estimated Annual Temp Staffing Costs

Leaf Site Future

Option B – Operate site with modifications

- Option B – Modify Operations
 - Limit hours -Peak season only
 - Staffing of site- Increase of \$32,400 annually
 - Additional security- Increased one time cost of \$25,000 for modifications and \$2,000 annually
 - Staff would replace composting equipment in 2027
 - Pros
 - Residents still can dispose of leaves and get compost
 - Would solve most contractor/non-resident issues – Likely reduce volume on site annually to 25,000 CY
 - Cons
 - Continued site issues such as queuing, noise, odor, tracking
 - Increased costs of seasonal staff/security
 - Reduced hours to residents

Leaf Site Future

Option C – Operate site as transfer site

- Option C – Transfer Site - Leaves would be transported for composting off-site
 - Limit hours - Peak season only
 - Staffing of site - Increase of \$32,400 annually
 - Additional security - Increased one time cost of \$25,000 for modifications and \$2,000 annually
 - Would sell/dispose of compost equipment
 - Pros
 - Residents still can dispose of leaves
 - Would solve most contractor/non-resident issues – Likely reduce volume on site annually to 25,000 CY
 - Resolves some noise and odor issues
 - Saves existing staff time/costs by transporting leaves instead of compost management
 - Some availability of using part of the site for other City operations
 - Cons
 - No compost for residents
 - Continued site issues such as queuing, noise, odor, tracking
 - Increased costs of seasonal staffing/security
 - Reduced hours to residents

Leaf Site Future

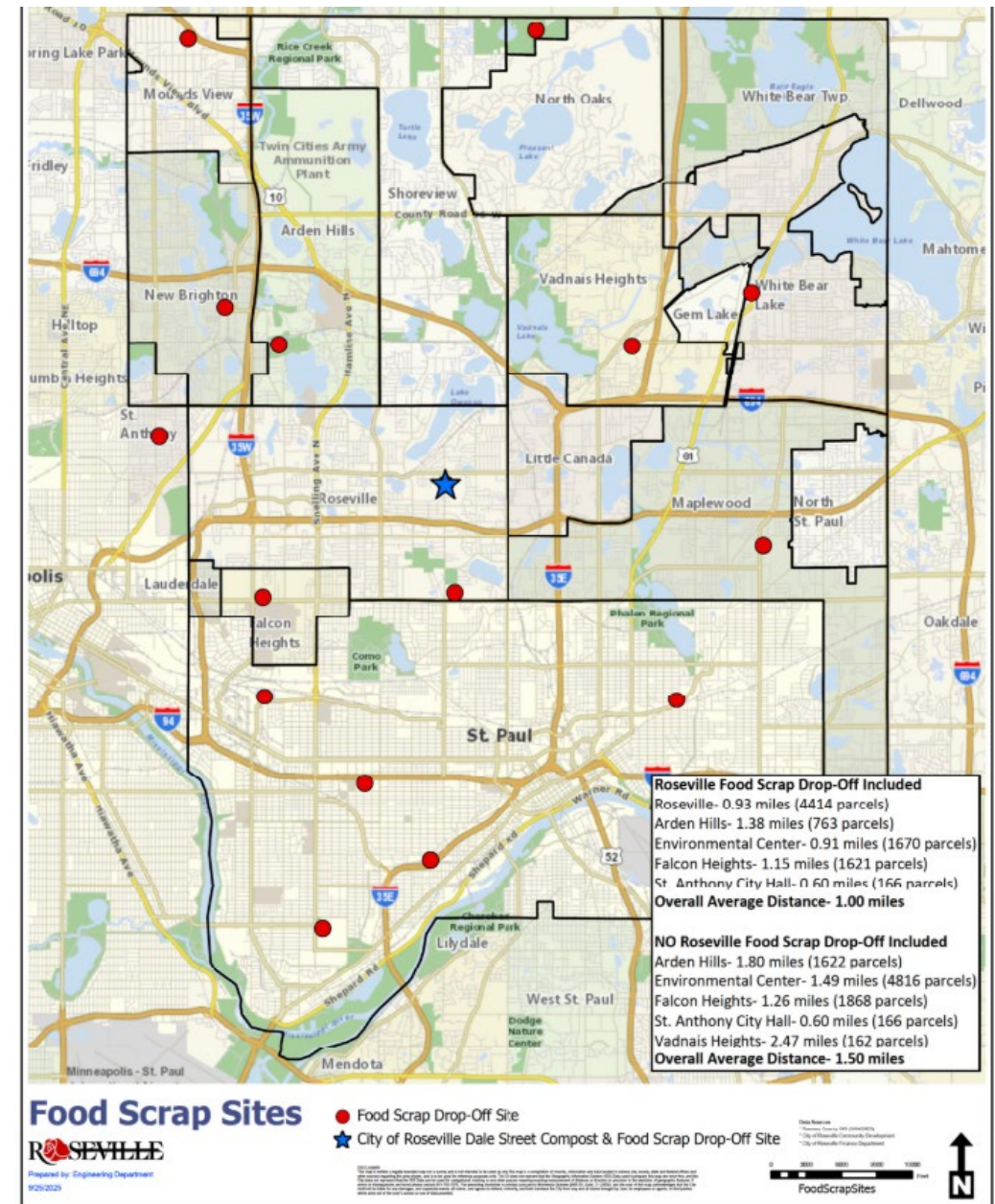
Option D – Close Leaf Site

- Option D – Close Leaf Site
 - Close site at the end of 2026 season
 - Residents would need to use free Ramsey County sites or alternative options
 - Would sell/dispose of compost equipment
 - Pros
 - Biggest cost savings
 - No equipment costs or increase labor costs
 - Existing staff time saved for other operations
 - Resolves site issues such as queuing, noise, odor, tracking.
 - Lots of availability of using part of the site for other City operations
 - Cons
 - No leaf disposal or compost availability to residents (need to use Ramsey County sites)

Leaf Site Future

Organics Site

- Staff proposal, if the site was closed, is to move the organic dumpsters into the bins outside of the gate
 - This would allow the gates to be closed
 - Easier access for residents
 - Easier maintenance of the dumpsters
- Council, during discussion, had suggested possibly of removing the organics dumpsters if the leaf site was closed
 - If the organics was removed from the site, average distance for residents would go from 1.0 miles to 1.5 miles
 - Residents who use this service typically go to these sites 1-2 times per week
 - Unknown start date yet for the Ramsey County food scraps pickup program. Testing in Maplewood and North St Paul



Leaf Site Future

Proposed Phase Out Plan Options

- If Option B (modifications)
 - Restrictions and changes would go in effect Spring 2027
 - Would communicate with newsletter and signage of the changes
- If Option C (No compost)
 - Restrictions would go in effect Spring 2027
 - No compost would be made from 2026 leaves
 - Compost would be available until compost is out
 - Would communicate with newsletter and signage of the changes
- If Option D (closed)
 - Fall 2026 would be last year to collect leaves
 - Site fully closed to public in the future
 - Would communicate with newsletter and signage of the changes
 - Compost would be available for pickup for 2027 from the 2026 batch.
 - Would not make compost with 2026 leaves



Leaf Site Future

Equity Toolkit

- Equity & Inclusion Toolkit was completed to change in service
- Toolkit examines the benefit/burdens of the change in service, unintended consequences, strategies to mitigate negative consequences and engagement
- Toolkit reveals the following issues worth noting:
 - Slight increased burden to users since they need to travel further to a Ramsey County Site
 - Cost savings may lead to a reduction or at least lessen future rate increases to storm water rates
 - Reducing this cost aligns with the strategic plan goal of ensuring resource allocation meets operation needs



Leaf Site Future

Options Summary

- Option A – No Changes
 - Operate as today
- Option B – Modify Operations
 - Limit hours, staffing of site, additional security
- Option C – Operate as transfer site
 - Limit hours, staffing of site, additional security
 - Transfer leaves offsite for composting
- Option D – Close Leaf Site

Leaf Site Options

Option	A	B	C	D
Description	Operate as today	Operate leaf site with modifications	Operate leaf site as transfer site	Close leaf site
Dispose of leaves in Roseville?	Yes	Yes	Yes	No
Compost Available in Roseville?	Yes	Yes	No	No
Overall Cost to Operate	Same	Increased	Some increase	Reduced
Major Equipment Replacement needs	Yes	Yes	Less	No
Hours open	Same	Reduced hours to peak times only	Reduced hours to peak times only	Not open
New Staffing Needed	No	Yes	Yes	No
Existing staff time saved	No	No	Some time saved	Significant time saved
Resolve Contractor/Non-Resident Issues?	No	Yes	Yes	Yes
Resolve noise, dirt, dust and smell issues?	No	No	Reduced	Eliminated
Other site use opportunities (wood management, nature center, water spoils)	None	None	Some options	Lots of options

Scale

Positive
Somewhat positive
Neutral
Somewhat negative
Negative

Leaf Site Future

Requested Council Action

Staff Recommendation

Staff recommends Council approve Option D to close the leaf site at the end of 2026.

Council Action

Consider approving one of the options for future use of the leaf site.

PWET Action

Provide recommendation to City Council on future of leaf site.

QUESTIONS

Roseville Leaf Recycling Site - 2025

- Oct. 13th- Site open to public (gates open)
- Oct. 14th-17th – Staff filling ruts/grading to provide safe access for public
- Oct. 18th-19th – 1st weekend, minimal use. 15 yards of leaves dropped.
- Oct. 20th-21st – Rainy/windy conditions, minimal use from residents. 15 yards.
- Oct. 22nd -25th – Clear weather, minimal use from residents. 30 yards.
- Oct. 24th -26th – 2nd weekend, minimal use from residents. 75 yards.
- Oct. 27th -28th – 1st row established, minimal use from residents. 100 yards. Slight pickup in volume due to start of Fall sweeping.
- Oct. 29th -31st – 2nd row established. Minimal use from residents.
- Nov. 3rd – 3rd weekend. 250 yards dropped.
- Nov. 4th – 7th – Site use increasing, ½ full, contractors dumping and more frequent resident vehicles, 5 rows built.
- Nov. 8th – 12th Site busy daily, 9 rows built, site ¾ full. A large static pile started to maintain space for vehicles. Staff in over 4th weekend to push up.
- Nov. 13th – 18th Site busiest all season over 5th weekend. 12 rows built, Static pile at capacity along west side of site. Staff in twice Sat. and twice Sun. to maintain access because leaves were almost to the gate. 90-95% full. Consider closure at the end of the week.
- Nov. 20th - 21st – Many contractor dumps overnight, out to the blacktop in the drive in area. North end static pile getting large.

- Nov. 21st-24th – Site is over capacity, staff in Saturday evening and 3 times Sunday to push up leaves to make room for vehicles. Gates closed at 6:00 pm Sunday, 11/23/25.

Summary

On October 13th, the Roseville Leaf Recycling Site gates open to the public for leaf disposal. The site was unsafe for vehicle access and there was minimal use by residents. Over the first week Streets maintenance staff worked on filling ruts/holes and grading the site for accessibility and safety. October was slow due to lack of leaves falling but started to ramp up by the 3rd weekend of being open. The week of November 3rd, staff started seeing contractor dumps at the site and more frequent resident vehicle use. The site was half full by the weekend. November 7th (4th weekend) through November 23rd, the site is used daily with contractors and residents at a high volume. Staff at site during the week and on weekends maintaining access and keeping up with stacking and building rows. 15 rows (max) are built with 2 very large static piles on the west and north sides of the site. These piles will be a challenge to incorporate into the rows as they are turned into compost. 2025 has yielded the largest intake of leaves seen by staff. Ultimately, site is overcapacity and gates close early, Nov. 24th at 6:00 pm. Walk through service for bags is still available, as it is year-round.

Excerpt from

**Regular City Council Meeting Minutes
City Hall Council Chambers, 2660 Civic Center Drive
Monday, October 13, 2025**

1. Roll Call

Mayor Roe called the meeting to order at approximately 6:00 p.m. Voting and Seating Order: Strahan, Schroeder, Groff, Bauer, and Roe. City Manager Patrick Trudgeon and City Attorney Rachel Tierney were also present.

2. Pledge of Allegiance**3. Approve Agenda**

Groff moved, Schroeder seconded, approval of the agenda as presented.

Roll Call

Ayes: Strahan, Schroeder, Groff, Bauer, and Roe.

Nays: None.

4. Public Comment

Mayor Roe called for public comment by audience members on non-agenda items. No one came forward to speak.

5. Recognitions, Donations, and Communications**a. Receive Presentation on the Roseville School District Technology Referendum**

Mayor Roe introduced Roseville Area Public Schools Superintendent Doctor Jenny Loeck.

Dr. Loeck introduced Ms. Shari Thompson, Executive Director of Business Services at Roseville Area Public Schools.

Dr. Loeck and Ms. Thompson gave a presentation about the Roseville School District Technology Referendum.

Dr. Loeck presented information about a ballot issue for a capital projects levy. The levy would provide \$6 million annually for 10 years, totaling \$60 million, for technology and safety. She explained the importance of the levy, citing past successful bonding referendums and operating levies. The levy is needed because of the State's funding structure for public schools, which requires either legislative approval or voter consent.

A video was shown to explain the levy's impact on safety, technology, and communication, as well as to encourage voter approval.

resident is still on the property and the city has seen no progress, she felt the city should move forward as requested to approve and resolve this situation.

Councilmember Groff agreed, saying it was frustrating because he knows Mr. Englund makes every effort to reach out to people. He explained that people need to take this seriously because it affects neighbors and neighborhoods, and the city has to maintain standards that everyone must meet.

Mayor Roe clarified that the action for abatement is not necessarily dependent on property ownership; it is related to the property itself.

Roll Call

Ayes: Strahan, Schroeder, Groff, Bauer, and Roe.

Nays: None.

b. Consider Closure of Roseville Leaf Recycling Center

Public Works Director Jesse Freihammer briefly highlighted this item as detailed in the Request for Council Action and related attachments dated October 13, 2025.

Mr. Freihammer presented the proposal to close the leaf recycling center to save costs. He noted the site has been open since 1971 and collects about 30,000 to 35,000 cubic yards of leaves annually. The site's equipment, a 1997 model, is at the end of its life, and replacing it will be costly. Additionally, the site's location and lack of staffing lead to issues with illegal dumping and noise complaints.

The council discussed the potential impact on residents, including increased travel distances, and potential cost savings.

Public Comment

Mayor Roe offered an opportunity for public comment.

Mr. Roger Hess Jr., Wagener Place

Mr. Hess believed the city should limit the hours the center is open and start charging a small fee when people bring in pickup truck loads or multiple bags of leaves. He also suggested hiring a part-time worker for the hours the center is open. He thought the current equipment the city has is the right size and works well, but it just needs a complete refurbishment. He also asked if there are any non-leaf tasks that the Public Works department is neglecting because of the time spent on leaf piles.

Mr. John Hughes, Heinel Drive

Mr. Hughes explained that he lives within two to three miles of the center, has used it for 35 years, and loves it. He said their concern is the impact that closing the center will have on them and many others in the city. They don't have a way to

move many leaves at once, and his wife makes several trips a day, which would become impossible if she had to travel 14 miles per trip. He also believed the public was left out of the process and was unsure how anyone would know about tonight's meeting because there was no posting or mention of it through the city. He felt there was no transparency. He thought more public input was needed.

Mr. Richard Karlen, 693 Heinel Drive

Mr. Karlen discussed the historical background of the site and its link to stormwater management. He believed that people's behavior regarding their leaves would change if they had to travel 14 miles to the nearest disposal center. He thought this was the wrong incentive for the community and predicted it would lead to less aesthetic appeal in the city, as well as increased trouble for the storm sewer and drainage cleaning equipment. The city would end up spending the same amount of money to clean the storm sewers.

Mr. Joe Sax, 2642 Victoria Street

Mr. Sax explained that he runs a lawn mowing business only in Roseville. He said he offers curbside leaf cleanup mainly for his senior citizen customers. He believes the city's service is excellent for residents, making it easy for them to dispose of yard waste nearby. He noted that if he had to drive farther to dump leaves for his customers, it would increase his costs, which his customers probably couldn't afford. He also mentioned that the cost of compost is relatively small compared to other expenses the city has.

Mayor Roe closed the public comment and asked for council consideration of this matter.

Schroeder moved, Groff seconded, to postpone the decision to close the site until 2026 to gather more information.

Mayor Roe clarified that the decision was to continue business as usual for another year.

Councilmember Strahan asked if Mr. Sax's use of this facility is an acceptable use.

Mr. Freihammer indicated that it was not. The center is for individual residents, not contractors, but there is no real way to enforce this. Staff do not check IDs. The county enforces this by requiring individuals to present ID and does not allow contractor dumping.

Councilmember Bauer said he thinks the extra year makes sense and will give the city more time to talk with the county.

Mayor Roe expressed some skepticism about how long the equipment will last, but the year will give the city time to consider other options and possibly purchase used equipment to replace what is currently in use.

The council discussed the possibility of reusing and repairing existing equipment.

Roll Call

Ayes: Schroeder, Groff, Bauer, and Roe.

Nays: Strahan

c. Consider Approving Streetlight Policy Update

Public Works Director Jesse Freihammer briefly highlighted this item as detailed in the Request for Council Action and related attachments dated October 13, 2025.

Mr. Freihammer provided updates on the street light policy based on recent implementation. The revised policy sets a standard for lighting levels in residential areas, measured in foot-candles. Studies were carried out at two locations to assess the lighting, with one location measuring below the recommended standard.

The council emphasized the importance of proper lighting for safety and its possible effect on residents. They also considered the necessity of adding staff and security measures to resolve lighting problems.

Mr. Freihammer suggested updating the street light policy to set an illumination target of 0.3 to 0.6 foot-candles, similar to Minneapolis' residential zones. The revised policy would also recommend installing lights at three locations that were previously delayed.

Mayor Roe asked whether residents could appeal the installation of lights.

Mr. Freihammer explained that most cities lack an appeal process because of standardized lighting requirements.

Councilmember Bauer questioned the placement of the luminescence target within the streetlight design.

Mr. Freihammer agreed to relocate it to the target section.

Councilmember Groff asked about the lighting standards used.

Mr. Freihammer explained that they are based on industry standards, particularly Minneapolis' documented practices.

Councilmember Groff raised concerns about over-lighting cities.

Excerpt from
**Roseville Public Works, Environment
and Transportation Commission
Meeting Minutes**

Tuesday, September 30, 2025, at 6:30 p.m.
City Council Chambers, 2660 Civic Center Drive
Roseville, Minnesota 55113

1. Swearing in of New Commission Member

Chair Ficek administered the Oath of Office to new Commissioner Katie Brokaw Palalay.

2. Introduction / Roll Call

Chair Ficek called the meeting to order at approximately 6:30 p.m., and at his request, Public Works Director Jesse Freihammer called the roll.

Present: Chair Bryant Ficek, Vice Chair Edwin Hodder, Members Jarrod Cicha, Daniel Fergus, Allison Luongo, Des Mueller, and Katie Brokaw Palalay; and Youth Commissioners Carsten Bauer and Alexis Jendro

Staff Present: Public Works Director Jesse Freihammer; and Assistant Public Works Director/City Engineer Jennifer Lowry

3. Approve Agenda

Motion

Member Fergus moved, Member Hodder seconded, approval of the agenda as presented.

Ayes: 7

Nays: 0

Motion carried.

4. Public Comments

5. Business Items

b. Consider Closure of Roseville Leaf Recycling Center

Public Works Director Jesse Freihammer gave a brief review of the potential closure of the Roseville Leaf Recycling Center.

Mr. Freihammer provided detailed information about the site's history, current operations, and the reasons for its closure. The discussion included the potential impact on residents, such as increased travel distances and cost savings.

Chair Ficek opened the floor to hear from residents on this item.

Mr. Nathan Wass believed the city should consider how to lessen the impact of closing the center, especially for senior residents. He suggested that Roseville might revert to vacuum shredding with a truck to haul it away, or perhaps residents could place leaf bags on the curb as they had done in the past.

Mr. Gordie Dahlen explained he has mainly used the leaf disposal site for compost. He was aware of various issues with the site. He wondered if there had been consideration of turning it into a Ramsey County site so the County could help cover some of the operational costs, since, besides Roseville residents, other residents also use this site.

Mr. John Hughes and his wife, Valerie, explained that this has always been convenient, and they use it regularly, especially in the fall. The leaf dump is a basic need for the residents.

Ms. Amy Schroeder emphasized that the site is more than just a convenience; it is a highly valued service and a vital part of Roseville's environmental and public works infrastructure. She believes that if this site closes, there will be an increase in illegal dumping. This would pose a significant burden for the City and its staff to manage.

Several residents expressed concerns about the closure, emphasizing the site's convenience and accessibility. They suggested alternatives, such as a vacuum shredding program and contractor vacuuming. The importance of the site for seniors and the potential rise in illegal dumping were also highlighted. Residents were urged to keep the site open and explore a volunteer-based solution.

Commission members inquired about the vacuum program, expenses for new equipment, and the option of leasing. They also discussed relocating the organics collection site to a more convenient location. The potential impact of the closure on the City's sustainability goals and the community's environmental practices was considered. The idea of exploring a cost-sharing agreement with Ramsey County was raised.

Commission members discussed the feasibility of volunteer-based solutions and the challenges of managing the site. The potential for a county-managed site and its impact on the City's budget were considered. The importance of

maintaining the site's current services and the potential for increased costs at other locations was highlighted.

The commission members expressed their support for explaining alternative solutions and ensuring the site's continued accessibility.

Member Brokaw Palalay expressed shock at having to figure out yard waste removal in Roseville, contrasting it with Minneapolis, where it was centralized. She mentioned the need to bag yard waste and the inconvenience of not having a centralized system. She shared her personal experience of taking yard waste to Arden Hills to dispose of everything at once. She highlighted her preference for a clean yard and her reluctance to compost, despite others finding it appealing.

Member Mueller proposed considering used equipment as a cost-saving option.

Mr. Freihammer explained the challenges of acquiring used equipment, including the need for inspections and transportation. He stated that the cost of a new machine is high compared to its usage, and noted leasing could be a more cost-effective option. He also discussed the logistics of moving equipment and the limitations of their current setup.

Member Mueller proposed exploring a partnership with Ramsey County to manage the leaf site, allowing residents to bring leaves for hauling. She suggested that this could be a more convenient option for residents and better meet their needs.

Member Brokaw Palalay supported the idea and suggested exploring other options for leaf removal, including curbside collection, as seen in Minneapolis.

Mr. Freihammer confirmed that vendors are required to provide leaf waste services, but mentioned the high costs and limited capacity.

Chair Ficek inquired about the possible use of the leaf site for other City needs, such as a maintenance center space.

Mr. Freihammer explained the changes in tree management and the challenges of hauling wood debris to other locations. He discussed the potential for using the site for large storm debris, but noted the limitations associated with different operations. He emphasized the lack of options in Roseville due to the city's built-out status and the advantages of the Kent Site and Environmental Center.

Chair Ficek suggested using the fall season to gather more data on site usage and explore options for leaf management.

Mr. Freihammer mentioned it could be an option to have a pilot project to gather more data on site usage and contractor compliance.

Member Mueller highlighted the importance of gathering more data before deciding to close the site.

Resident Gordie Dahlen inquired about the cost of repairing the current equipment.

Mr. Freihammer estimated the cost to be approximately \$10,000 for sheet metal repairs.

Member Mueller questioned the City's approach to providing equipment through ownership rather than leasing or outsourcing services.

Chair Ficek highlighted the importance of sustainability and the advantages of keeping the site open.

Mr. Freihammer mentioned the possibility of leasing equipment or hiring a private company for compost turning. He noted staff looked into this in the past but not recently. There would still be a cost and it could be high due to numerous mobilizations since there is a limited market to lease or rent for smaller sites.

Motion

Chair Ficek moved, Member Mueller seconded, to keep the site open, gather more data, and explore options for leaf management, with plans to revisit the decision in 2026 after collecting additional information and exploring further options.

Ayes: 7

Nays: 0

Motion carried.

The commission supported keeping the organic collection where it was for now, regardless of what happened to the leaf recycling, and then exploring the possibility of moving the organics to the City Campus, which would keep it reasonably close for residents and provide visibility and accessibility as well.

Member Fergus moved, Member Hodder seconded, to keep the organic collection where it is currently located and explore moving it to the City Hall Campus in the future.

Ayes: 7

Nays: 0

Motion carried.



**Regular City Council Meeting Minutes
City Hall Council Chambers, 2660 Civic Center Drive
Monday, September 8, 2025**

1. Roll Call

Mayor Roe called the meeting to order at approximately 6:00 p.m. Voting and Seating Order: Groff, Strahan, Schroeder, Bauer, and Roe. City Manager Patrick Trudgeon and City Attorney Rachel Tierney were also present.

2. Pledge of Allegiance

3. Approve Agenda

Schroeder moved, Strahan seconded, approval of the agenda as presented.

Roll Call

Ayes: Groff, Strahan, Schroeder, Bauer, and Roe.

Nays: None.

4. Public Comment

Mayor Roe called for public comment by audience members on non-agenda items. No one came forward to speak.

5. Recognitions, Donations, and Communications

a. Proclaim Hispanic Heritage Month

Mayor Roe read the Hispanic Heritage Month Proclamation.

Strahan moved, Groff seconded, proclaiming September 15 – October 15, 2025, Hispanic Heritage Month.

Councilmember Strahan appreciated ongoing contributions to the city from the people in this and many other populations.

Roll Call

Ayes: Groff, Strahan, Schroeder, Bauer, and Roe.

Nays: None.

b. Proclaim Constitution Week

Mayor Roe introduced representatives from the local Daughters of the American Revolution group.

Ms. Kelly Ferguson, president of the Harriet G. Walker DAR chapter, addressed the City Council.

c. Consider Closure of Roseville Leaf Recycling Center

Public Works Director Jesse Freihammer briefly highlighted this item as detailed in the Request For Council Action and related attachments dated September 8, 2025.

Mr. Freihammer proposed closing the Roseville Leaf Recycling Center due to overlapping services, site issues, and cost savings. He detailed the site's history and current operations, including its limited hours and management challenges. He pointed out problems with illegal dumping, non-resident use, and the need for improved maintenance and equipment. He suggested a phased plan to close the site, which involves educating residents about alternative locations and repurposing the site for other city needs.

Mayor Roe suggested using the site for tree management and other city needs and proposed moving the fence to reduce illegal dumping. He also wondered if there was an opportunity to attempt wetland restoration or delineate wetlands in this area.

Councilmembers Groff and Strahan talked about the need for a comprehensive approach to evaluate the costs and benefits of closing the site.

Public Comment

Mayor Roe offered an opportunity for public comment, but no one came forward.

Ms. Marilyn Jacobson, 2756 Griggs Street North

Ms. Jacobson raised concerns about how closing the site would affect residents and recommended better education about available resources.

Mayor Roe suggested delaying the decision to be considered as part of the budget process. The City Council agreed.

8. Council Direction on Councilmember Initiated Agenda Items

9. Approve Minutes

The City Council submitted comments and corrections to the draft minutes prior to tonight's meeting, and those revisions were incorporated into the draft presented in the Council packet.

a. Approve August 20, 2025, and August 25, 2025, City Council Meeting Minutes

Schroeder moved, Groff seconded, approval of the August 20, 2025, and August 25, 2025, City Council Meeting Minutes as presented.

Roll Call

Ayes: Groff, Strahan, Schroeder, Bauer, and Roe.

Nays: None.

10. Approve Consent Agenda

At Mayor Roe's request, City Manager Trudgeon briefly reviewed the items being considered under the Consent Agenda, as detailed in specific Requests for Council Action dated September 8, 2025, and related attachments.

Groff moved, Bauer seconded, approval of the Consent Agenda, including claims and payments as presented and detailed.

Roll Call

Ayes: Groff, Strahan, Schroeder, Bauer, and Roe.

Nays: None.

a. Approve Payments

ACH Payments	\$538,314.16
113459-113584	891,075.30
TOTAL	\$1,429,389.46

b. Approve Ordinance Extending Cable Franchise Agreement with Comcast through 2032

c. Approve the renewal of a short-term rental license for 1901 Shady Beach Avenue. Approve the renewal of a short-term rental license for 1277 Garden Avenue

11. Future Agenda Review, Communications, Reports, and Announcements – Council and City Manager

City Manager Patrick Trudgeon reviewed the September 15, 2025, EDA and City Council meetings, September 22, 2025, City Council meetings, and future October and November 2025 City Council meetings.

Mayor Roe and Councilmembers discussed the upcoming meetings and potential agenda items, including a meeting with the Rice Larpenteur Alliance and the approval of the preliminary tax levy and budget.

Councilmember Groff mentioned a community meeting about a bike lane project on Hamline Avenue and suggested following up with residents.

Mayor Roe and Councilmembers discussed the importance of community engagement and the need for clear communication on city decisions.

12. Adjourn

Groff moved, Schroeder seconded, adjournment of the meeting at approximately 8:11 p.m.

From: [Pat Trudgeon](#)
To: [Jesse Freihammer](#); [Ryan Johnson](#)
Subject: Fw: Online Form Submittal: Contact City Council
Date: Thursday, September 11, 2025 10:49:11 AM
Attachments: [Outlook-Roseville](#)

FYI sent to the Council about the leaf recycling center.

Patrick Trudgeon | City Manager

O: 651.792-7021 | | F: 651.792.7020

pat.trudgeon@cityofroseville.com



2660 Civic Center Drive | Roseville, MN 55113

[Facebook](#) | [Twitter](#) | [YouTube](#)

From: noreply@civicplus.com <noreply@civicplus.com>
Sent: Thursday, September 11, 2025 10:43 AM
To: *RVCouncil <city.council@cityofroseville.com>; Rebecca Olson <rebecca.olson@cityofroseville.com>; Pat Trudgeon <pat.trudgeon@cityofroseville.com>
Subject: Online Form Submittal: Contact City Council

Caution: This email originated outside our organization; please use caution.

Contact City Council

Please complete this online form and submit.

Subject Closure of Roseville Leaf Recycling Center

Contact Information

Name: Cheryl Hernandez

Address: 2360 Cohansey

City: Roseville

State: MN

Zip: 55113

This form goes to the Mayor, all Councilmembers and certain City Staff. Due to the volume of emails submitted, a personal reply is not always possible.

How would you prefer to be contacted? Remember to fill in the corresponding contact information.

Email

Email Address:

[REDACTED]

Phone Number:

[REDACTED]

Please Share Your Comment, Question or Concern

Good Morning

My husband and I are long-term Roseville residents. 35+ years. We were watching the council meeting on the proposed closure of the Roseville leaf recycling center and we have a few comments and suggestions.

First, we want to say we agree with the recommended proposal to close the site for the reasons stated in the documentation. We have seen firsthand the abuse of the site including illegal dumping, non-residents using the site, and concerns with traffic flow and access. Operational costs and duplicate services are valid.

With that said, we do have concerns about using the existing Ramsey County sites. We do use them for non-leaf recycling, both Arden Hills and Midway. First, their hours are limited and they are closed two days of the week. They do not open until 11 AM. In the fall, the lines are extremely long to drop off yard waste especially leaves. As you know, many Roseville properties have very large mature trees and have a lot of leaf debris. You can only mulch so many leaves. We have been lucky to live a short distance from the current Roseville site and have appreciated the ability to use it. On a typical leaf pick up in our yard, which occurs weekly during the fall, we will make a minimum of two trips to the leaf dump. If we need to use the Ramsey County sites, this adds significant mileage, time and waits in line. In addition, we help our neighbors with their leaf pick up. We would no longer do this if we were driving further to the other sites.

Our Ask: We would like the City of Roseville to engage with Ramsey County to explore options to extend their hours (opening much earlier) during the fall to accommodate the increased traffic of Roseville residents using the site. This will not only impact us, but also the other existing users of those sites. Anyone who uses them on a regular basis, knows how busy they are.

Organics: We also appreciate the organics dumpsters at this site. However we could easily use the ones on Kent Street.

Compost: We want to note that the compost at our site is highly superior to the compost at the Ramsey County sites. Compost at the Ramsey County sites are filled with more debris and they run out often. Hence, this is why non-Roseville residents are coming to our site often. As you stated, there are days it's nearly impossible to get to the pile because of the back up on Dale Street. Other sites have compost, however it is not the same quality or quantity and ours is available 24 hours outside the gates. A big thank you to those providing that service.

Additionally, it would be great if Ramsey County could open another site that would service the areas of Roseville, Little Canada and Vadnais Heights areas. If you are willing and could facilitate those discussions, Roseville residence would be grateful.

We're lucky to have these resources in our community and we appreciate all the efforts to maintain these programs. They are very valuable.

Thank you,
George and Cheryl Hernandez

Unless restricted by law, all correspondence to and from Roseville City government offices, including information submitted through electronic forms such as this one, may be public data subject to the Minnesota Data Practices Act and/or may be disclosed to third parties. Due to Minnesota Open Meetings Law, Councilmembers are not allowed to use the "reply-all" function if it includes other Councilmembers for their response back to the emailer. Any response back to the sender will be just to that individual and will not include other Councilmembers.

Email not displaying correctly? [View it in your browser.](#)

From: [Pat Trudgeon](#)
To: [Jesse Freihammer](#)
Subject: Fw: Online Form Submittal: Contact City Council
Date: Friday, September 12, 2025 11:12:49 AM
Attachments: [Outlook-Roseville](#)

Patrick Trudgeon | City Manager

O: 651.792-7021 | | F: 651.792.7020

pat.trudgeon@cityofroseville.com



2660 Civic Center Drive | Roseville, MN 55113

[Facebook](#) | [Twitter](#) | [YouTube](#)

From: noreply@civicplus.com <noreply@civicplus.com>
Sent: Friday, September 12, 2025 11:11 AM
To: *RVCouncil <city.council@cityofroseville.com>; Rebecca Olson <rebecca.olson@cityofroseville.com>; Pat Trudgeon <pat.trudgeon@cityofroseville.com>
Subject: Online Form Submittal: Contact City Council

Caution: This email originated outside our organization; please use caution.

Contact City Council

Please complete this online form and submit.

Subject Leaf recycling site on Dale

Contact Information

Name: Shevon Olson

Address: 346 County Rd B2 W

City: Roseville

State: MN

Zip: 55113

This form goes to the Mayor, all Councilmembers and certain City Staff. Due to the volume of emails submitted, a personal reply is not always possible.

How would you prefer to be contacted? Remember to fill in the corresponding contact information.

Email

Email Address:

[REDACTED]

Phone Number:

[REDACTED]

Please Share Your Comment, Question or Concern

I have just heard that the leaf recycling/compost facility on Dale Street will be closing due to complaints from the nearby senior facility. I think that this decision is absolutely unfair to the residence of Roseville that utilize this facility. I have always felt proud that Roseville has opportunities for taking better care of our environment. It saddens me that city leadership is choosing to close this facility because of complaints from a profit hungry business that knew it was building their facility right next to a compost site. They made that decision, why do we have to suffer because of it?!

My fiancé built me a beautiful 10' x 30' raised garden bed this spring that he filled using the compost site upper Dale Street. My garden has absolutely flourished. I know that there is a nearby site in Saint Paul. However, I also know that Saint Paul residence do not take as much care attention to what they are dropping off at their site. Saint Paul is not as clean as Roseville. Saint Paul is not as forward thinking in caring for their environment as Roseville is or rather has been.

Please help me learn what I can do, if anything, to make sure that the compost/leaf recycling site off of County Road D does not close.

Thank you for serving the people of Roseville,

Shevon Olson

Unless restricted by law, all correspondence to and from Roseville City government offices, including information submitted through electronic forms such as this one, may be public data subject to the Minnesota Data Practices Act and/or may be disclosed to third parties. Due to Minnesota Open Meetings Law, Councilmembers are not allowed to use the "reply-all" function if it includes other

Councilmembers for their response back to the emailer. Any response back to the sender will be just to that individual and will not include other Councilmembers.

Email not displaying correctly? [View it in your browser.](#)

From: [Allison Luongo](#)
To: [Jesse Freihammer](#)
Subject: Re: Proposed Leaf Site Closure
Date: Friday, September 12, 2025 8:38:08 AM

Caution: This email originated outside our organization; please use caution.

Hi Jesse,

Thanks for the update! I saw this in the council packet and saw the article. Based on the info staff provided, I think it makes sense to close it. I do use the site myself as it is much closer to my house than any of the county drop off sites, but I have witnessed illegal dumping and cars nearly getting stuck in the ruts. It doesn't seem to make financial sense given the anticipated significant costs coming up and isn't 100% necessary since we also have county sites.

I know people don't like change and the county sites may be slightly less convenient, but it is a better experience. They have knowledgeable staff, traffic control, and you can dump other yard waste besides just leaves. I hope other residents that maybe haven't been to the county sites before will check them out.

Thank you,
Allison Luongo

On Fri, Sep 12, 2025, 8:04 AM Jesse Freihammer <Jesse.Freihammer@cityofroseville.com> wrote:

All,

See attached packet information we presented to Council on Monday night about staff proposing to close the city leaf site. Additional info can be found in this news article.

<https://www.rosevillereader.com/city-considers-closing-roseville-leaf-recycling-center/?ref=the-roseville-reader-newsletter>

<https://youtu.be/IyNTPtENwTw?t=5786>

We started with Council on this one since it started as a budget discussion. It's tough on some issues to start with PWET if council does not have knowledge of a proposal before PWET give feedback. This felt like a topic we needed council feedback first if they thought this was a good idea and then bring to PWET if they wanted further discussion.

Council did not take action but overall supported the closure. We will likely bring this back to council on September 22 for action.

Any questions or feedback let me know. Please make sure to only respond back to me. Thanks.

Jesse Freihammer, P.E.

Public Works Director

Office 651.792.7041 | Cell 651.444.9810



[2660 Civic Center Drive | Roseville, MN 55113](#)

[Facebook](#) | [Twitter](#) | [YouTube](#)

From: [Pat Trudgeon](#)
To: [Jesse Freihammer](#)
Subject: Fw: Online Form Submittal: Contact City Council
Date: Friday, September 12, 2025 10:40:18 AM
Attachments: [Outlook-Roseville](#)

Was this discussed at PWET?

Patrick Trudgeon | City Manager

O: 651.792-7021 | | F: 651.792.7020

pat.trudgeon@cityofroseville.com



2660 Civic Center Drive | Roseville, MN 55113

[Facebook](#) | [Twitter](#) | [YouTube](#)

From: noreply@civicplus.com <noreply@civicplus.com>
Sent: Friday, September 12, 2025 10:30 AM
To: *RVCouncil <city.council@cityofroseville.com>; Rebecca Olson <rebecca.olson@cityofroseville.com>; Pat Trudgeon <pat.trudgeon@cityofroseville.com>
Subject: Online Form Submittal: Contact City Council

Caution: This email originated outside our organization; please use caution.

Contact City Council

Please complete this online form and submit.

Subject Leaf Recycling Center

Contact Information

Name: Des Mueller

Address: 2169 Bossard Drive

City: Roseville

State: MN

Zip: 55113

This form goes to the Mayor, all Councilmembers and certain City Staff. Due to the volume of emails submitted, a personal reply is not always possible.

How would you prefer to be contacted? Remember to fill in the corresponding contact information.

Email

Email Address:

[REDACTED]

Phone Number:

Field not completed.

Please Share Your Comment, Question or Concern

Dear Elected City Representatives,

I serve on the Public Works, Environment & Transportation Commission and was shocked to see The Roseville Reader article about the proposal to close the leaf recycling center. This was NEVER brought to our Commission which leaves me wondering WHY we have these Commissions in the first place. It appears that if Staff is concerned they won't receive favorable feedback from the Commissions, they bring topics straight to the Council for a quick vote. Additionally, it's my understanding that Council never questioned if the PWET Commission had any engagement on this topic, which I find disheartening.

I don't disagree that some of Staff's reasoning has merit, but it should be open to discussion and community input FIRST. I do appreciate that Council tabled it for a couple weeks to allow for comment, but the respectable thing to do would have been to bring it the Commission first. This closure would impact a TON of residents who value this offering.

Illegal dumping, people outside of Roseville using it, and contractors using it are all legitimate concerns. I recognize that staffing the site would be costly; however, could we consider using technology to assist here??

As far as complaints from the nearby senior housing complex, what did this developer think building near a swamp and next to a compost site would be like?? Did none of these residents look at their surroundings before they decided to move in?? This site has been in operation for decades, and it's silly to weigh these complaints over the value it provides for many, many residents. I

would love to cite statistics here, but I don't have usage data.
*Additionally, since noise was cited as a concern, I find it interesting that Staff's suggestion of continuing to use the site for wood chipping wouldn't somehow be the SAME thing.

As tax payers, we've heard all about how Public Works needs more space, and they will be receiving a larger maintenance yard as part of the local sales tax effort and new facility build. Using more space needs in relation to the leaf site feels like double dipping to get more of what they want - at a cost to Roseville citizens.

Regarding costs to operate, it is important to look at this. That said, I strongly object to scrapping this offering due to costs (for a service that is rightly used by thousands of people) when the City is literally trying to strap tax payers with half of the proposed \$14 million investment (not to mention all the unforeseen costs) for a new DMV and dance studio! City of Roseville wants to talk about cutting costs and redirecting staff when you want to burden our community with \$7 million plus to fund a dance studio to cater to approximately TWO HUNDRED people a year, of which nearly half aren't even Roseville residents! Double speak: we don't want to offer leaf recycling because people outside of Roseville MIGHT be using it (when there are no checks and balances in place), but we are going to increase people's taxes 2-3% (I realize half of this is for the DMV) for a dance studio that was never included on last year's ballot. This is lunacy.

Regarding staff time, I can appreciate the labor needed for storm sewer maintenance projects, but I also question how all of that is currently funded considering Met Council requirements and local watershed district funding. Lastly, I'll add that if storm water management is a concern here, the City needs to take a closer look at their mowing practices (by city staff or city hired contractors) as we continually see debris mowed onto city streets which then ends up getting washed into our waterways. This may seem a bit off topic, but I mention it because it feels very convenient to speak of all the benefits to closing this site, when many of the "reasons" are things the City could manage differently if they were truly concerned.

I appreciate your time and consideration in reviewing my concerns. It feels shady to have this topic brought straight to the Council for quick review and closure after this season. I'm all for cutting costs, but for the investment in comparison to the service it provides citizens, I think there are PLENTY of other areas where Roseville could make much needed cuts. I strongly believe the leaf center is a valuable offering to our community and should remain in operation.

I welcome your emails and am happy to have a conversation with any of you.

Thanks in advance,
Des Mueller

Unless restricted by law, all correspondence to and from Roseville City government offices, including information submitted through electronic forms such as this one, may be public data subject to the Minnesota Data Practices Act and/or may be disclosed to third parties. Due to Minnesota Open Meetings Law, Councilmembers are not allowed to use the "reply-all" function if it includes other Councilmembers for their response back to the emailer. Any response back to the sender will be just to that individual and will not include other Councilmembers.

Email not displaying correctly? [View it in your browser.](#)

From: [Pat Trudgeon](#)
To: [Jesse Freihammer](#)
Subject: Fw: Online Form Submittal: Contact City Council
Date: Friday, September 12, 2025 1:23:08 PM
Attachments: [Outlook-Roseville](#)

FYI

Patrick Trudgeon | City Manager

O: 651.792-7021 | | F: 651.792.7020

pat.trudgeon@cityofroseville.com



2660 Civic Center Drive | Roseville, MN 55113

[Facebook](#) | [Twitter](#) | [YouTube](#)

From: noreply@civicplus.com <noreply@civicplus.com>
Sent: Friday, September 12, 2025 1:12 PM
To: *RVCouncil <city.council@cityofroseville.com>; Rebecca Olson <rebecca.olson@cityofroseville.com>; Pat Trudgeon <pat.trudgeon@cityofroseville.com>
Subject: Online Form Submittal: Contact City Council

Caution: This email originated outside our organization; please use caution.

Contact City Council

Please complete this online form and submit.

Subject Mulch and Composting Site Possible Closure

Contact Information

Name: Mr. Don Blake

Address: 966 County Road D W

City: Roseville

State: MN

Zip: 55113

This form goes to the Mayor, all Councilmembers and certain City Staff. Due to the volume of emails submitted, a personal reply is not always possible.

How would you prefer to be contacted? No Reply Necessary
Remember to fill in the corresponding contact information.

Email Address: 

Phone Number: 

Please Share Your Comment, Question or Concern

I have heard the composting lot at Dale and C is being considered for closure. When I first moved to Roseville in 1990, leaves were picked up from the boulevard by Roseville for free. Later, a fee was charged. Then this service was ended, but the compost site was available. Extra work to bring the leaves to the site, but it was better than paying a huge price to have leaves picked up by a private firm.
Taxes have gone up big time since 1990. I'd like to think this can continue to be a service to Roseville residents.
Please give consideration to continuing to offer this option to Roseville residents.

Don Blake

Unless restricted by law, all correspondence to and from Roseville City government offices, including information submitted through electronic forms such as this one, may be public data subject to the Minnesota Data Practices Act and/or may be disclosed to third parties. Due to Minnesota Open Meetings Law, Councilmembers are not allowed to use the "reply-all" function if it includes other Councilmembers for their response back to the emailer. Any response back to the sender will be just to that individual and will not include other Councilmembers.

Email not displaying correctly? [View it in your browser.](#)

From: [Pat Trudgeon](#)
To: [Jesse Freihammer](#)
Subject: Fw: Online Form Submittal: Contact City Council
Date: Friday, September 12, 2025 4:26:08 PM
Attachments: [Outlook-Roseville](#)

Patrick Trudgeon | City Manager

O: 651.792-7021 | | F: 651.792.7020

pat.trudgeon@cityofroseville.com



2660 Civic Center Drive | Roseville, MN 55113

[Facebook](#) | [Twitter](#) | [YouTube](#)

From: noreply@civicplus.com <noreply@civicplus.com>
Sent: Friday, September 12, 2025 4:23 PM
To: *RVCouncil <city.council@cityofroseville.com>; Rebecca Olson <rebecca.olson@cityofroseville.com>; Pat Trudgeon <pat.trudgeon@cityofroseville.com>
Subject: Online Form Submittal: Contact City Council

Caution: This email originated outside our organization; please use caution.

Contact City Council

Please complete this online form and submit.

Subject Roseville Leaf Recycling Center

Contact Information

Name: Austin Holik

Address: 1065 Lovell Ln S

City: Roseville

State: MN

Zip: 55113

This form goes to the Mayor, all Councilmembers and certain City Staff. Due to the volume of emails submitted, a personal reply is not always possible.

How would you prefer to be contacted? No Reply Necessary
Remember to fill in the corresponding contact information.

Email Address: 

Phone Number: 

Please Share Your Comment, Question or Concern

Regarding the closure of the leaf recycling center - I think Roseville needs to preserve access to the organics composting bins at this location. While the Ramsey County Environmental Center is only two miles away, that is a significant distance to some residents. An ultimately, Roseville should be expanding access to organics composting, not reducing access. I realize there are issues with dumping at the current location. I see it myself. But my hope is that The Council can reach a solution without eliminating the site altogether. Thank you for your consideration and all that you do for our city.

Unless restricted by law, all correspondence to and from Roseville City government offices, including information submitted through electronic forms such as this one, may be public data subject to the Minnesota Data Practices Act and/or may be disclosed to third parties. Due to Minnesota Open Meetings Law, Councilmembers are not allowed to use the "reply-all" function if it includes other Councilmembers for their response back to the emailer. Any response back to the sender will be just to that individual and will not include other Councilmembers.

Email not displaying correctly? [View it in your browser.](#)

From: [Pat Trudgeon](#)
To: [Jesse Freihammer](#)
Subject: Fw: Online Form Submittal: Contact City Council
Date: Friday, September 12, 2025 1:23:08 PM
Attachments: [Outlook-Roseville](#)

FYI

Patrick Trudgeon | City Manager

O: 651.792-7021 | | F: 651.792.7020

pat.trudgeon@cityofroseville.com



2660 Civic Center Drive | Roseville, MN 55113

[Facebook](#) | [Twitter](#) | [YouTube](#)

From: noreply@civicplus.com <noreply@civicplus.com>
Sent: Friday, September 12, 2025 1:12 PM
To: *RVCouncil <city.council@cityofroseville.com>; Rebecca Olson <rebecca.olson@cityofroseville.com>; Pat Trudgeon <pat.trudgeon@cityofroseville.com>
Subject: Online Form Submittal: Contact City Council

Caution: This email originated outside our organization; please use caution.

Contact City Council

Please complete this online form and submit.

Subject Mulch and Composting Site Possible Closure

Contact Information

Name: Mr. Don Blake

Address: 966 County Road D W

City: Roseville

State: MN

Zip: 55113

This form goes to the Mayor, all Councilmembers and certain City Staff. Due to the volume of emails submitted, a personal reply is not always possible.

How would you prefer to be contacted? No Reply Necessary
Remember to fill in the corresponding contact information.

Email Address: [REDACTED]

Phone Number: [REDACTED]

Please Share Your Comment, Question or Concern

I have heard the composting lot at Dale and C is being considered for closure. When I first moved to Roseville in 1990, leaves were picked up from the boulevard by Roseville for free. Later, a fee was charged. Then this service was ended, but the compost site was available. Extra work to bring the leaves to the site, but it was better than paying a huge price to have leaves picked up by a private firm.
Taxes have gone up big time since 1990. I'd like to think this can continue to be a service to Roseville residents.
Please give consideration to continuing to offer this option to Roseville residents.

Don Blake

Unless restricted by law, all correspondence to and from Roseville City government offices, including information submitted through electronic forms such as this one, may be public data subject to the Minnesota Data Practices Act and/or may be disclosed to third parties. Due to Minnesota Open Meetings Law, Councilmembers are not allowed to use the "reply-all" function if it includes other Councilmembers for their response back to the emailer. Any response back to the sender will be just to that individual and will not include other Councilmembers.

Email not displaying correctly? [View it in your browser.](#)

From: [Gary Gustafson](#)
To: [RV Engineering](#); [Jesse Freihammer](#)
Cc: [Gary Gustafson](#)
Subject: Compost Site
Date: Friday, September 12, 2025 2:42:23 PM

[You don't often get email from [REDACTED] Learn why this is important at <https://aka.ms/LearnAboutSenderIdentification>]

Caution: This email originated outside our organization; please use caution.

Attention Jesse.

I have lived in Roseville over 30 years.

When they put up signs to build the Senior building on C and Dale, I predicted that within 10 years they would be pressuring the City to remove the compost site.

I said then that I would vigorously resist their efforts.

They knew going in that the site was there and smelled of compost.

The Compost site is a place where residents gather as they recycle kitchen waste, leaves, and other yard waste. We greet each other and encourage each other as we go about our chores and efforts to beautify and maintain our properties.

Roseville is better for its citizens having this site in every way!

As far as criminal dumping is concerned, the gate is already there and locked.

Place people, whether paid staff or utilizing volunteers to track site use.

Citizens already must show ID at other sites around, so it does not add onerous burden to those who live here.

Cameras, which have become quite inexpensive, can be placed to track illegal dumping during locked hours.

There is no reason to eliminate such a city treasure as this (regardless of odor).

Blessings,

Gary Gustafson
1134 Rose Place
Roseville, Mn. 55113

[REDACTED]
Pres. CPTA

From: [Pat Trudgeon](#)
To: [Jesse Freihammer](#)
Subject: Fw: Online Form Submittal: Contact City Council
Date: Friday, September 12, 2025 2:40:39 PM
Attachments: [Outlook-Roseville](#)

Patrick Trudgeon | City Manager

O: 651.792-7021 | | F: 651.792.7020

pat.trudgeon@cityofroseville.com



2660 Civic Center Drive | Roseville, MN 55113

[Facebook](#) | [Twitter](#) | [YouTube](#)

From: noreply@civicplus.com <noreply@civicplus.com>
Sent: Friday, September 12, 2025 2:17 PM
To: *RVCouncil <city.council@cityofroseville.com>; Rebecca Olson <rebecca.olson@cityofroseville.com>; Pat Trudgeon <pat.trudgeon@cityofroseville.com>
Subject: Online Form Submittal: Contact City Council

Caution: This email originated outside our organization; please use caution.

Contact City Council

Please complete this online form and submit.

Subject Composting must stay

Contact Information

Name: Tonia Bevers

Address: 2367 McMenemy Street

City: Roseville

State: MN

Zip: 55117

This form goes to the Mayor, all Councilmembers and certain City Staff. Due to the volume of emails submitted, a personal reply is not always possible.

How would you prefer to be contacted? Email
Remember to fill in the corresponding contact information.

Email Address: [REDACTED]

Phone Number: [REDACTED]

Please Share Your Comment, Question or Concern

Please do not take away the composting location on Dale street! It is a small way that individuals can make a difference in reducing waste. The benefits to the community far outweigh any discomforts that anyone might complain about. This site has been a valuable part of our community for over 50 years.

Unless restricted by law, all correspondence to and from Roseville City government offices, including information submitted through electronic forms such as this one, may be public data subject to the Minnesota Data Practices Act and/or may be disclosed to third parties. Due to Minnesota Open Meetings Law, Councilmembers are not allowed to use the "reply-all" function if it includes other Councilmembers for their response back to the emailer. Any response back to the sender will be just to that individual and will not include other Councilmembers.

Email not displaying correctly? [View it in your browser.](#)

From: [Pat Trudgeon](#)
To: [Jesse Freihammer](#)
Subject: Fwd: Online Form Submittal: Contact City Council
Date: Saturday, September 13, 2025 10:12:14 AM

Sent from my iPhone

Begin forwarded message:

From: noreply@civicplus.com
Date: September 13, 2025 at 8:56:11 AM CDT
To: *RVCouncil <city.council@cityofroseville.com>, Rebecca Olson <Rebecca.Olson@cityofroseville.com>, Pat Trudgeon <Pat.Trudgeon@cityofroseville.com>
Subject: Online Form Submittal: Contact City Council

Caution: This email originated outside our organization; please use caution.

Contact City Council

Please complete this online form and submit.

Subject Leaf Recycling Center

Contact Information

Name: Michael Reber

Address: 2200 Irene St

City: Roseville

State: MN

Zip: 55113

This form goes to the Mayor, all Councilmembers and certain City Staff. Due to the volume of emails submitted, a personal reply is not always possible.

How would you prefer Email
to be contacted?

Remember to fill in the
corresponding contact
information.

Email Address: [REDACTED]

Phone Number: *Field not completed.*

Please Share Your
Comment, Question or
Concern

I read the article about the possible closing of the leaf recycling center and have some concerns.

The illegal dumping, non Roseville residents using the leaf center and contractors using it as it originally was for Roseville residents only.

As for the noise complaint from the senior living facility, they knew about the smell and noise before building as the leaf site was there many years before they built. If Roseville closes the site but turns it into a wood chipping location the noise will continue and the senior housing neighbor will still be complaining.

As for the cost to run the site, if the city is planning to build a new dance studio along with the DMV building which is more than likely being used by non-residents, finding funds to keep the leaf center should not be hard to find.

As for the site, why not have limited hours, have an employee on site during open hours (like Ramsey County does) and use the gate, close during off hours and open during open hours just like Ramsey County does.

Unless restricted by law, all correspondence to and from Roseville City government offices, including information submitted through electronic forms such as this one, may be public data subject to the Minnesota Data Practices Act and/or may be disclosed to third parties. Due to Minnesota Open Meetings Law, Councilmembers are not allowed to use the "reply-all" function if it includes other Councilmembers for their response back to the emailer. Any response back to the sender will be just to that individual and will not include other Councilmembers.

Email not displaying correctly? [View it in your browser.](#)

From: [Pat Trudgeon](#)
To: [Jesse Freihammer](#)
Subject: Fw: Online Form Submittal: Contact City Council
Date: Monday, September 15, 2025 11:08:21 AM
Attachments: [Outlook-Roseville](#)

Patrick Trudgeon | City Manager

O: 651.792-7021 | | F: 651.792.7020

pat.trudgeon@cityofroseville.com



2660 Civic Center Drive | Roseville, MN 55113

[Facebook](#) | [Twitter](#) | [YouTube](#)

From: noreply@civicplus.com <noreply@civicplus.com>
Sent: Saturday, September 13, 2025 2:52 PM
To: *RVCouncil <city.council@cityofroseville.com>; Rebecca Olson <rebecca.olson@cityofroseville.com>; Pat Trudgeon <pat.trudgeon@cityofroseville.com>
Subject: Online Form Submittal: Contact City Council

Caution: This email originated outside our organization; please use caution.

Contact City Council

Please complete this online form and submit.

Subject Compost site at Dale & C

Contact Information

Name: Craig Christenson

Address: 2585 Wheeler St N

City: Roseville

State: MN

Zip: 55113

This form goes to the Mayor, all Councilmembers and certain City Staff. Due to the volume of emails submitted, a personal reply is not always possible.

How would you prefer to be contacted? No Reply Necessary
Remember to fill in the corresponding contact information.

Email Address: 

Phone Number: 

Please Share Your Comment, Question or Concern

I regularly use this site for leaves, compost and garbage drop-off and see a lot of other residents there using it. It is a valuable benefit that I believe should be kept.
The senior housing next door was built afterwards and any odors are their problem to deal with not the city.

It is unfortunately normal to have a few scofflaws abuse city benefits.
I hope you will post a written notice that their abuse is costing city residents higher taxes; and that you will prosecute those that do not follow the rules.
This will require video monitoring followed by prosecution/penalty. Vehicle license ID is the only proof that should be required.
Once a few have been punished 'and' outed to the public the abuses would be expected to substantially decrease.

Thanks, Craig Christenson

Unless restricted by law, all correspondence to and from Roseville City government offices, including information submitted through electronic forms such as this one, may be public data subject to the Minnesota Data Practices Act and/or may be disclosed to third parties. Due to Minnesota Open Meetings Law, Councilmembers are not allowed to use the "reply-all" function if it includes other Councilmembers for their response back to the emailer. Any response back to the sender will be just to that individual and will not include other Councilmembers.

Email not displaying correctly? [View it in your browser.](#)

From: [Pat Trudgeon](#)
To: [Jesse Freihammer](#)
Subject: Fw: Online Form Submittal: Contact City Council
Date: Monday, September 15, 2025 7:54:52 AM
Attachments: [Outlook-Roseville](#)

Patrick Trudgeon | City Manager

O: 651.792-7021 | | F: 651.792.7020

pat.trudgeon@cityofroseville.com



2660 Civic Center Drive | Roseville, MN 55113

[Facebook](#) | [Twitter](#) | [YouTube](#)

From: noreply@civicplus.com <noreply@civicplus.com>
Sent: Saturday, September 13, 2025 1:18 PM
To: *RVCouncil <city.council@cityofroseville.com>; Rebecca Olson <rebecca.olson@cityofroseville.com>; Pat Trudgeon <pat.trudgeon@cityofroseville.com>
Subject: Online Form Submittal: Contact City Council

Caution: This email originated outside our organization; please use caution.

Contact City Council

Please complete this online form and submit.

Subject Dale Compost center

Contact Information

Name: Liz Wendland

Address: 1791 Dale St N

City: Roseville

State: MN

Zip: 55113

This form goes to the Mayor, all Councilmembers and certain City Staff. Due to the volume of emails submitted, a personal reply is not always possible.

How would you prefer to be contacted? Remember to fill in the corresponding contact information.

Email

Email Address:

[REDACTED]

Phone Number:

Field not completed.

Please Share Your Comment, Question or Concern

Please don't close the compost center. It sends the message that Roseville doesn't care about the environment. People are not going to drive 8 miles to wait in line to compost. Not to mention the waste of gas. And saying that people in the building next to it have complained about the smell is hilarious. We all knew it would smell when they built that place! I agree the dumping is a problem. How much is occurring and what else can be done?
Thank you for your time

Unless restricted by law, all correspondence to and from Roseville City government offices, including information submitted through electronic forms such as this one, may be public data subject to the Minnesota Data Practices Act and/or may be disclosed to third parties. Due to Minnesota Open Meetings Law, Councilmembers are not allowed to use the "reply-all" function if it includes other Councilmembers for their response back to the emailer. Any response back to the sender will be just to that individual and will not include other Councilmembers.

Email not displaying correctly? [View it in your browser.](#)

From: [Pat Trudgeon](#)
To: [Jesse Freihammer](#)
Subject: Fw: Online Form Submittal: Contact City Council
Date: Monday, September 15, 2025 11:04:02 AM
Attachments: [Outlook-Roseville](#)

Patrick Trudgeon | City Manager

O: 651.792-7021 | | F: 651.792.7020

pat.trudgeon@cityofroseville.com



2660 Civic Center Drive | Roseville, MN 55113

[Facebook](#) | [Twitter](#) | [YouTube](#)

From: noreply@civicplus.com <noreply@civicplus.com>
Sent: Monday, September 15, 2025 9:40 AM
To: *RVCouncil <city.council@cityofroseville.com>; Rebecca Olson <rebecca.olson@cityofroseville.com>; Pat Trudgeon <pat.trudgeon@cityofroseville.com>
Subject: Online Form Submittal: Contact City Council

Caution: This email originated outside our organization; please use caution.

Contact City Council

Please complete this online form and submit.

Subject Vote on closing leaf recycling center on Dale Street

Contact Information

Name: Mary and Mike Gaida

Address: 676 Heinel Drive

City: Roseville

State: MN

Zip: 55113

This form goes to the Mayor, all Councilmembers and certain City Staff. Due to the volume of emails submitted, a personal reply is not always possible.

How would you prefer to be contacted? No Reply Necessary
Remember to fill in the corresponding contact information.

Email Address: 

Phone Number: 

Please Share Your Comment, Question or Concern

We've heard that you will soon be voting on whether to close the leaf recycling center on Dale Street. We hope you will keep it open. We drop our leaves off bag by bag as we do not have a trailer, etc. to carry it a long way. It is very convenient. We are in our 80's and want to stay in our home and this is a convenient way to get rid of our leaves (we have quite a few trees in our backyard). Please keep this center there. We pay a lot of taxes, which are increasing every year, and this is something we find very necessary.

Unless restricted by law, all correspondence to and from Roseville City government offices, including information submitted through electronic forms such as this one, may be public data subject to the Minnesota Data Practices Act and/or may be disclosed to third parties. Due to Minnesota Open Meetings Law, Councilmembers are not allowed to use the "reply-all" function if it includes other Councilmembers for their response back to the emailer. Any response back to the sender will be just to that individual and will not include other Councilmembers.

Email not displaying correctly? [View it in your browser.](#)

From: [Pat Trudgeon](#)
To: [Jesse Freihammer](#)
Subject: Fw: Roseville Leaf and Organics Compositing Sight 9.8.25 Agenda Item 7c
Date: Monday, September 15, 2025 1:45:12 PM
Attachments: [Outlook-Roseville](#)

Patrick Trudgeon | City Manager

O: 651.792-7021 | | F: 651.792.7020

pat.trudgeon@cityofroseville.com



2660 Civic Center Drive | Roseville, MN 55113

[Facebook](#) | [Twitter](#) | [YouTube](#)

From: Dan Roe <Dan.Roe@cityofroseville.com>
Sent: Monday, September 15, 2025 1:03 PM
To: Pat Trudgeon <Pat.Trudgeon@cityofroseville.com>
Subject: Fw: Roseville Leaf and Organics Compositing Sight 9.8.25 Agenda Item 7c

Pat,

This did not go to the general council email so you probably did not see it...

Dan Roe | Roseville Mayor

M: 651.487.9654

E: dan.roe@cityofroseville.com

www.cityofroseville.com

City of Roseville: [Facebook](#) | [Twitter](#) | [YouTube](#)

Mayor Dan Roe: [Facebook](#) | [Twitter](#)

From: Michele Brusegard [REDACTED]
Sent: Monday, September 15, 2025 10:24 AM
To: Dan Roe <dan.roe@cityofroseville.com>; Wayne Groff <wayne.groff@cityofroseville.com>;

Robin Schroeder <robin.schroeder@cityofroseville.com>; Julie Strahan
<julie.strahan@cityofroseville.com>

Subject: Roseville Leaf and Organics Compositing Sight 9.8.25 Agenda Item 7c

You don't often get email from [REDACTED] [Learn why this is important](#)

Caution: This email originated outside our organization; please use caution.

Hello Mayor Roe and Council Members Bauer, Groff, Schroeder and Strahan,

I am writing in regards to the City Council Meeting held on September 8, 2025 Agenda item 7c: the closure of the City's leaf and organics composting site. I understand there are financial constraints regarding the purchase of equipment, specifically a leaf mulcher, that is needed in order to maintain the site, but the needs of the intangible good the community receives should also be considered. The city made no clear arguments as to what other solutions and ideas they had in order to keep this facility open, causing one to wonder if the cost is an excuse versus the city planning to sell the land to the highest bidder. For example, when the City used to vacuum the leaves and the cost became too high, those who wanted to continue the service were charged for it. Similarly, the City could charge a seasonal fee to residential users to help offset the costs and to deter commercial lawn services from dumping at the site and charge a higher rate per load.

Mayor Roe suggests residents to use the Arden Hills and Kent sites; these both have drawbacks. The Arden Hills site often is overcrowded, especially during peak raking season, the hours are limited for organics disposal and quite frankly, the Arden Hills site does not have the capacity to handle the additional materials or vehicles. The Kent Street location also lacks hours that are convenient for organics disposal with many residents dropping their organics off on their way to work. What this means is fewer people will be willing to continue their composting initiatives especially with the city lacking any curbside composting pick ups such as what some surrounding cities have.

While issues around illegal dumping is a problem, I suspect Roseville currently has a service maintaining security cameras; which while not eliminating the problem would offer a deterrent to this practice of unscrupulous actors. Unfortunately, the people willing to do this will continue to do it anywhere.

Recently the decisions the City of Roseville are making are regressive instead of progressive and advancing the City to a more sustainable future. This can be seen in many different areas such as road plans that are not cyclists friendly, to closing of facilities that are for the betterment of the environment, to allowing more and more green spaces to be destroyed in order for homes and businesses to be built, or allowing people to cut down nearly all the trees on their lot and not requiring replacements or fining them. The City may look at this "it's just a leaf composting facility" but it speaks to the greater issues at hand that a narrow focus on finance is being looked at versus a wholistic analysis of both the fiduciary aspects against the betterment of the community that is attractive to current and future residents.

Thank you for your time on this matter.

Cordially,

Michele Brusegard

SEP 15 2025

Sharon Lewandowski
1235 Eldridge Av W
Roseville, MN 55113

City clerk, Council members,

I am disturbed to read about the possible changes to the food waste, compost site on Dale near Co. Rd C. This site is greatly used by tax paying Roseville residents. I am 75 years old. I am grateful to be able to deposit my food wastes and take buckets of compost back to my yard for my vegetable gardens and flowers. Every visit to this site I encounter other residents using this site respectfully and in order with the intended use.

I am sorry there are a very few that are misusing this site. Please, do not discontinue the site due to the misuse of a few, when hundreds of others use this privilege responsibly. This compost site is good for the community, good for the environment, and good for the many young people who travel past this site to see how natural composition and environment protection (and the City of Roseville) can work for our good and the good of the earth.

Instead of closing, consider other options, perhaps a free will "pay as you are able" or cameras to catch the perpetrators.

Thank you for your consideration.

Sincerely,

A handwritten signature in blue ink that reads "Sharon Lewandowski". The signature is written in a cursive style with a large initial 'S'.

From: [Amy Schultz](#)
To: [Jesse Freihammer](#)
Subject: Leaf recycling site - keep it open
Date: Wednesday, September 17, 2025 6:59:31 AM

You don't often get email from [REDACTED] [Learn why this is important](#)

Caution: This email originated outside our organization; please use caution.

Hi Jesse,
I do not support closing the leaf recycling site.

I live northwest of Dale Street and our family and neighbors frequently use the leaf recycling site to both drop off leaves and to use the resulting compost. I drive past it every day and people are there using the site. Closing it would be a huge loss to our community. The cost to keep open is good use of tax payers money, including mine.

As for the people in the building next it who have complained, it was built and people moved into it knowing it was there already.

About the dumping, that happens on other parts of the city too. This isn't the only public location it happens.

Thank you for the opportunity to provide feedback.

Amy Schultz
743 Heinel Dr.
Roseville, MN 55113

From: [Gordon Dahlen](#)
To: [Jesse Freihammer](#)
Subject: possible closing of leaf disposal site
Date: Thursday, September 18, 2025 9:11:08 AM

You don't often get email from [REDACTED] [Learn why this is important](#)

Caution: This email originated outside our organization; please use caution.

I heard that the city of Roseville is considering closing the dale street leaf disposal/compost site due to cost considerations. I wish to express my strong opposition to this plan. I use the site each year both for leaf disposal and for obtaining compost for my garden. I believe it is an asset to the residents of Roseville. I understand that one consideration is the fact that Ramsey County has other sites available. Since anyone (not just Roseville residents) can use the site, would/should Ramsey County pay part/all of the costs to operate it?

Thank You

Gordon Dahlen

9-20-25

City of Roseville

I am concerned over the talk
of closing the compost site on
Dale + Co RLC.

So many good people use this
site and our community is
beautified both by the composted
soil used to grow flowers + vegetables
as well as the leaves that are cleared
from yards to be composted at this site.

Please do not close this site.

I'm sure creative minds can figure
out a solution to the problems
set out that makes some folks anxious
to close this very well used popular
and beneficial site.

Thank you for your service
to our community -

Sincerely
Sharon L. Lankford

From: [Pat Trudgeon](#)
To: [*RVCouncil](#)
Cc: [Jesse Freihammer](#)
Subject: Fw: Organics recycling at C & Dale
Date: Monday, September 22, 2025 7:45:49 AM
Attachments: [Outlook-Roseville](#)

Mayor and City Council, passing this email that was only sent to me regarding the organics drop off site at Dale.

Patrick Trudgeon | City Manager

O: 651.792-7021 | | F: 651.792.7020

pat.trudgeon@cityofroseville.com

2660 Civic Center Drive | Roseville, MN 55113

[Facebook](#) | [Twitter](#) | [YouTube](#)

From: Laura Carroll [REDACTED]
Sent: Sunday, September 21, 2025 2:33 PM
To: Pat Trudgeon <pat.trudgeon@cityofroseville.com>
Subject: Organics recycling at C & Dale

[You don't often get email from [REDACTED]. Learn why this is important at <https://aka.ms/LearnAboutSenderIdentification>]

Caution: This email originated outside our organization; please use caution.

Hi Pat,

I wanted to reach out after recently hearing about the possible changes with the compost site at C & Dale. My biggest concern is regarding the organics composting dumpsters. We live about a mile northeast from this site and pass it frequently. It's super convenient to swing by and drop our organics - on our way to work or to pick up our daughter from RAHS or Parkview. We also walk there sometimes in nice weather and see others do the same. It's so convenient and we easily drop at least 1-2 compost bags there every week. And it's popular! I almost always see someone there when I pass it or stop there. At the very least, I see lots of other dropped compost bags when I'm there.

A collection site at Kent and Larpenteur is not the answer for my family and probably not for our neighbors either. It's out of our way and feels unrealistic for it to be our closest option. We moved to Roseville in 2018 and were thrilled with the organics collection site opened shortly after we settled in here. As an enthusiastic composter, it was such a bonus. We now depend on it and would be a significant loss for us to see this removed.

I'm not sure if you're the right person to contact about this, and my apologies if this is outside your scope. Please feel free to forward it as appropriate.

Thanks very much for your time and consideration,
Laura Carroll

From: Comcast
To: RV Engineering
Subject: Attn: Jesse
Date: Tuesday, September 23, 2025 5:22:57 PM

[You don't often get email from [REDACTED] Learn why this is important at <https://aka.ms/LearnAboutSenderIdentification>]

Caution: This email originated outside our organization; please use caution.

I am emailing you to express my concern regarding the possible closing of Roseville's Leaf Compost sight. I am retired and a widow, so it's only me to take care of everything. It would be a definite hardship for me to have to travel longer distances to utilize a compost site. Please don't close it.

Annette Malark

Please respond to me.

Sent from my iPhone

From: [Pat Trudgeon](#)
To: [Jesse Freihammer](#); [Ryan Johnson](#)
Subject: Fw: Online Form Submittal: Contact City Council
Date: Thursday, September 11, 2025 10:49:11 AM
Attachments: [Outlook-Roseville](#)

FYI sent to the Council about the leaf recycling center.

Patrick Trudgeon | City Manager

O: 651.792-7021 | | F: 651.792.7020

pat.trudgeon@cityofroseville.com



2660 Civic Center Drive | Roseville, MN 55113

[Facebook](#) | [Twitter](#) | [YouTube](#)

From: noreply@civicplus.com <noreply@civicplus.com>
Sent: Thursday, September 11, 2025 10:43 AM
To: *RVCouncil <city.council@cityofroseville.com>; Rebecca Olson <rebecca.olson@cityofroseville.com>; Pat Trudgeon <pat.trudgeon@cityofroseville.com>
Subject: Online Form Submittal: Contact City Council

Caution: This email originated outside our organization; please use caution.

Contact City Council

Please complete this online form and submit.

Subject Closure of Roseville Leaf Recycling Center

Contact Information

Name: Cheryl Hernandez

Address: 2360 Cohansey

City: Roseville

State: MN

Zip: 55113

This form goes to the Mayor, all Councilmembers and certain City Staff. Due to the volume of emails submitted, a personal reply is not always possible.

How would you prefer to be contacted? Remember to fill in the corresponding contact information.

Email

Email Address:

[REDACTED]

Phone Number:

[REDACTED]

Please Share Your Comment, Question or Concern

Good Morning

My husband and I are long-term Roseville residents. 35+ years. We were watching the council meeting on the proposed closure of the Roseville leaf recycling center and we have a few comments and suggestions.

First, we want to say we agree with the recommended proposal to close the site for the reasons stated in the documentation. We have seen firsthand the abuse of the site including illegal dumping, non-residents using the site, and concerns with traffic flow and access. Operational costs and duplicate services are valid.

With that said, we do have concerns about using the existing Ramsey County sites. We do use them for non-leaf recycling, both Arden Hills and Midway. First, their hours are limited and they are closed two days of the week. They do not open until 11 AM. In the fall, the lines are extremely long to drop off yard waste especially leaves. As you know, many Roseville properties have very large mature trees and have a lot of leaf debris. You can only mulch so many leaves. We have been lucky to live a short distance from the current Roseville site and have appreciated the ability to use it. On a typical leaf pick up in our yard, which occurs weekly during the fall, we will make a minimum of two trips to the leaf dump. If we need to use the Ramsey County sites, this adds significant mileage, time and waits in line. In addition, we help our neighbors with their leaf pick up. We would no longer do this if we were driving further to the other sites.

Our Ask: We would like the City of Roseville to engage with Ramsey County to explore options to extend their hours (opening much earlier) during the fall to accommodate the increased traffic of Roseville residents using the site. This will not only impact us, but also the other existing users of those sites. Anyone who uses them on a regular basis, knows how busy they are.

Organics: We also appreciate the organics dumpsters at this site. However we could easily use the ones on Kent Street.

Compost: We want to note that the compost at our site is highly superior to the compost at the Ramsey County sites. Compost at the Ramsey County sites are filled with more debris and they run out often. Hence, this is why non-Roseville residents are coming to our site often. As you stated, there are days it's nearly impossible to get to the pile because of the back up on Dale Street. Other sites have compost, however it is not the same quality or quantity and ours is available 24 hours outside the gates. A big thank you to those providing that service.

Additionally, it would be great if Ramsey County could open another site that would service the areas of Roseville, Little Canada and Vadnais Heights areas. If you are willing and could facilitate those discussions, Roseville residence would be grateful.

We're lucky to have these resources in our community and we appreciate all the efforts to maintain these programs. They are very valuable.

Thank you,
George and Cheryl Hernandez

Unless restricted by law, all correspondence to and from Roseville City government offices, including information submitted through electronic forms such as this one, may be public data subject to the Minnesota Data Practices Act and/or may be disclosed to third parties. Due to Minnesota Open Meetings Law, Councilmembers are not allowed to use the "reply-all" function if it includes other Councilmembers for their response back to the emailer. Any response back to the sender will be just to that individual and will not include other Councilmembers.

Email not displaying correctly? [View it in your browser.](#)

From: [Pat Trudgeon](#)
To: [Jesse Freihammer](#)
Subject: Fw: Online Form Submittal: Contact City Council
Date: Friday, September 12, 2025 11:12:49 AM
Attachments: [Outlook-Roseville](#)

Patrick Trudgeon | City Manager

O: 651.792-7021 | | F: 651.792.7020

pat.trudgeon@cityofroseville.com



2660 Civic Center Drive | Roseville, MN 55113

[Facebook](#) | [Twitter](#) | [YouTube](#)

From: noreply@civicplus.com <noreply@civicplus.com>
Sent: Friday, September 12, 2025 11:11 AM
To: *RVCouncil <city.council@cityofroseville.com>; Rebecca Olson <rebecca.olson@cityofroseville.com>; Pat Trudgeon <pat.trudgeon@cityofroseville.com>
Subject: Online Form Submittal: Contact City Council

Caution: This email originated outside our organization; please use caution.

Contact City Council

Please complete this online form and submit.

Subject Leaf recycling site on Dale

Contact Information

Name: Shevon Olson

Address: 346 County Rd B2 W

City: Roseville

State: MN

Zip: 55113

This form goes to the Mayor, all Councilmembers and certain City Staff. Due to the volume of emails submitted, a personal reply is not always possible.

How would you prefer to be contacted? Remember to fill in the corresponding contact information.

Email

Email Address:

[REDACTED]

Phone Number:

[REDACTED]

Please Share Your Comment, Question or Concern

I have just heard that the leaf recycling/compost facility on Dale Street will be closing due to complaints from the nearby senior facility. I think that this decision is absolutely unfair to the residence of Roseville that utilize this facility. I have always felt proud that Roseville has opportunities for taking better care of our environment. It saddens me that city leadership is choosing to close this facility because of complaints from a profit hungry business that knew it was building their facility right next to a compost site. They made that decision, why do we have to suffer because of it?!

My fiancé built me a beautiful 10' x 30' raised garden bed this spring that he filled using the compost site upper Dale Street. My garden has absolutely flourished. I know that there is a nearby site in Saint Paul. However, I also know that Saint Paul residence do not take as much care attention to what they are dropping off at their site. Saint Paul is not as clean as Roseville. Saint Paul is not as forward thinking in caring for their environment as Roseville is or rather has been.

Please help me learn what I can do, if anything, to make sure that the compost/leaf recycling site off of County Road D does not close.

Thank you for serving the people of Roseville,

Shevon Olson

Unless restricted by law, all correspondence to and from Roseville City government offices, including information submitted through electronic forms such as this one, may be public data subject to the Minnesota Data Practices Act and/or may be disclosed to third parties. Due to Minnesota Open Meetings Law, Councilmembers are not allowed to use the "reply-all" function if it includes other

Councilmembers for their response back to the emailer. Any response back to the sender will be just to that individual and will not include other Councilmembers.

Email not displaying correctly? [View it in your browser.](#)

From: [Allison Luongo](#)
To: [Jesse Freihammer](#)
Subject: Re: Proposed Leaf Site Closure
Date: Friday, September 12, 2025 8:38:08 AM

Caution: This email originated outside our organization; please use caution.

Hi Jesse,

Thanks for the update! I saw this in the council packet and saw the article. Based on the info staff provided, I think it makes sense to close it. I do use the site myself as it is much closer to my house than any of the county drop off sites, but I have witnessed illegal dumping and cars nearly getting stuck in the ruts. It doesn't seem to make financial sense given the anticipated significant costs coming up and isn't 100% necessary since we also have county sites.

I know people don't like change and the county sites may be slightly less convenient, but it is a better experience. They have knowledgeable staff, traffic control, and you can dump other yard waste besides just leaves. I hope other residents that maybe haven't been to the county sites before will check them out.

Thank you,
Allison Luongo

On Fri, Sep 12, 2025, 8:04 AM Jesse Freihammer <Jesse.Freihammer@cityofroseville.com> wrote:

All,

See attached packet information we presented to Council on Monday night about staff proposing to close the city leaf site. Additional info can be found in this news article.

<https://www.rosevillereader.com/city-considers-closing-roseville-leaf-recycling-center/?ref=the-roseville-reader-newsletter>

<https://youtu.be/IyNTPtENwTw?t=5786>

We started with Council on this one since it started as a budget discussion. It's tough on some issues to start with PWET if council does not have knowledge of a proposal before PWET give feedback. This felt like a topic we needed council feedback first if they thought this was a good idea and then bring to PWET if they wanted further discussion.

Council did not take action but overall supported the closure. We will likely bring this back to council on September 22 for action.

Any questions or feedback let me know. Please make sure to only respond back to me. Thanks.

Jesse Freihammer, P.E.

Public Works Director

Office 651.792.7041 | Cell 651.444.9810



[2660 Civic Center Drive | Roseville, MN 55113](#)

[Facebook](#) | [Twitter](#) | [YouTube](#)

From: [Pat Trudgeon](#)
To: [Jesse Freihammer](#)
Subject: Fw: Online Form Submittal: Contact City Council
Date: Friday, September 12, 2025 10:40:18 AM
Attachments: [Outlook-Roseville](#)

Was this discussed at PWET?

Patrick Trudgeon | City Manager

O: 651.792-7021 | | F: 651.792.7020

pat.trudgeon@cityofroseville.com



2660 Civic Center Drive | Roseville, MN 55113

[Facebook](#) | [Twitter](#) | [YouTube](#)

From: noreply@civicplus.com <noreply@civicplus.com>
Sent: Friday, September 12, 2025 10:30 AM
To: *RVCouncil <city.council@cityofroseville.com>; Rebecca Olson <rebecca.olson@cityofroseville.com>; Pat Trudgeon <pat.trudgeon@cityofroseville.com>
Subject: Online Form Submittal: Contact City Council

Caution: This email originated outside our organization; please use caution.

Contact City Council

Please complete this online form and submit.

Subject Leaf Recycling Center

Contact Information

Name: Des Mueller

Address: 2169 Bossard Drive

City: Roseville

State: MN

Zip: 55113

This form goes to the Mayor, all Councilmembers and certain City Staff. Due to the volume of emails submitted, a personal reply is not always possible.

How would you prefer to be contacted? Remember to fill in the corresponding contact information.

Email

Email Address:

[REDACTED]

Phone Number:

Field not completed.

Please Share Your Comment, Question or Concern

Dear Elected City Representatives,

I serve on the Public Works, Environment & Transportation Commission and was shocked to see The Roseville Reader article about the proposal to close the leaf recycling center. This was NEVER brought to our Commission which leaves me wondering WHY we have these Commissions in the first place. It appears that if Staff is concerned they won't receive favorable feedback from the Commissions, they bring topics straight to the Council for a quick vote. Additionally, it's my understanding that Council never questioned if the PWET Commission had any engagement on this topic, which I find disheartening.

I don't disagree that some of Staff's reasoning has merit, but it should be open to discussion and community input FIRST. I do appreciate that Council tabled it for a couple weeks to allow for comment, but the respectable thing to do would have been to bring it the Commission first. This closure would impact a TON of residents who value this offering.

Illegal dumping, people outside of Roseville using it, and contractors using it are all legitimate concerns. I recognize that staffing the site would be costly; however, could we consider using technology to assist here??

As far as complaints from the nearby senior housing complex, what did this developer think building near a swamp and next to a compost site would be like?? Did none of these residents look at their surroundings before they decided to move in?? This site has been in operation for decades, and it's silly to weigh these complaints over the value it provides for many, many residents. I

would love to cite statistics here, but I don't have usage data.
*Additionally, since noise was cited as a concern, I find it interesting that Staff's suggestion of continuing to use the site for wood chipping wouldn't somehow be the SAME thing.

As tax payers, we've heard all about how Public Works needs more space, and they will be receiving a larger maintenance yard as part of the local sales tax effort and new facility build. Using more space needs in relation to the leaf site feels like double dipping to get more of what they want - at a cost to Roseville citizens.

Regarding costs to operate, it is important to look at this. That said, I strongly object to scrapping this offering due to costs (for a service that is rightly used by thousands of people) when the City is literally trying to strap tax payers with half of the proposed \$14 million investment (not to mention all the unforeseen costs) for a new DMV and dance studio! City of Roseville wants to talk about cutting costs and redirecting staff when you want to burden our community with \$7 million plus to fund a dance studio to cater to approximately TWO HUNDRED people a year, of which nearly half aren't even Roseville residents! Double speak: we don't want to offer leaf recycling because people outside of Roseville MIGHT be using it (when there are no checks and balances in place), but we are going to increase people's taxes 2-3% (I realize half of this is for the DMV) for a dance studio that was never included on last year's ballot. This is lunacy.

Regarding staff time, I can appreciate the labor needed for storm sewer maintenance projects, but I also question how all of that is currently funded considering Met Council requirements and local watershed district funding. Lastly, I'll add that if storm water management is a concern here, the City needs to take a closer look at their mowing practices (by city staff or city hired contractors) as we continually see debris mowed onto city streets which then ends up getting washed into our waterways. This may seem a bit off topic, but I mention it because it feels very convenient to speak of all the benefits to closing this site, when many of the "reasons" are things the City could manage differently if they were truly concerned.

I appreciate your time and consideration in reviewing my concerns. It feels shady to have this topic brought straight to the Council for quick review and closure after this season. I'm all for cutting costs, but for the investment in comparison to the service it provides citizens, I think there are PLENTY of other areas where Roseville could make much needed cuts. I strongly believe the leaf center is a valuable offering to our community and should remain in operation.

I welcome your emails and am happy to have a conversation with any of you.

Thanks in advance,
Des Mueller

Unless restricted by law, all correspondence to and from Roseville City government offices, including information submitted through electronic forms such as this one, may be public data subject to the Minnesota Data Practices Act and/or may be disclosed to third parties. Due to Minnesota Open Meetings Law, Councilmembers are not allowed to use the "reply-all" function if it includes other Councilmembers for their response back to the emailer. Any response back to the sender will be just to that individual and will not include other Councilmembers.

Email not displaying correctly? [View it in your browser.](#)

From: [Pat Trudgeon](#)
To: [Jesse Freihammer](#)
Subject: Fw: Online Form Submittal: Contact City Council
Date: Friday, September 12, 2025 1:23:08 PM
Attachments: [Outlook-Roseville](#)

FYI

Patrick Trudgeon | City Manager

O: 651.792-7021 | | F: 651.792.7020

pat.trudgeon@cityofroseville.com



2660 Civic Center Drive | Roseville, MN 55113

[Facebook](#) | [Twitter](#) | [YouTube](#)

From: noreply@civicplus.com <noreply@civicplus.com>
Sent: Friday, September 12, 2025 1:12 PM
To: *RVCouncil <city.council@cityofroseville.com>; Rebecca Olson <rebecca.olson@cityofroseville.com>; Pat Trudgeon <pat.trudgeon@cityofroseville.com>
Subject: Online Form Submittal: Contact City Council

Caution: This email originated outside our organization; please use caution.

Contact City Council

Please complete this online form and submit.

Subject Mulch and Composting Site Possible Closure

Contact Information

Name: Mr. Don Blake

Address: 966 County Road D W

City: Roseville

State: MN

Zip: 55113

This form goes to the Mayor, all Councilmembers and certain City Staff. Due to the volume of emails submitted, a personal reply is not always possible.

How would you prefer to be contacted? No Reply Necessary
Remember to fill in the corresponding contact information.

Email Address: 

Phone Number: 

Please Share Your Comment, Question or Concern

I have heard the composting lot at Dale and C is being considered for closure. When I first moved to Roseville in 1990, leaves were picked up from the boulevard by Roseville for free. Later, a fee was charged. Then this service was ended, but the compost site was available. Extra work to bring the leaves to the site, but it was better than paying a huge price to have leaves picked up by a private firm.
Taxes have gone up big time since 1990. I'd like to think this can continue to be a service to Roseville residents.
Please give consideration to continuing to offer this option to Roseville residents.

Don Blake

Unless restricted by law, all correspondence to and from Roseville City government offices, including information submitted through electronic forms such as this one, may be public data subject to the Minnesota Data Practices Act and/or may be disclosed to third parties. Due to Minnesota Open Meetings Law, Councilmembers are not allowed to use the "reply-all" function if it includes other Councilmembers for their response back to the emailer. Any response back to the sender will be just to that individual and will not include other Councilmembers.

Email not displaying correctly? [View it in your browser.](#)

From: [Pat Trudgeon](#)
To: [Jesse Freihammer](#)
Subject: Fw: Online Form Submittal: Contact City Council
Date: Friday, September 12, 2025 4:26:08 PM
Attachments: [Outlook-Roseville](#)

Patrick Trudgeon | City Manager

O: 651.792-7021 | | F: 651.792.7020

pat.trudgeon@cityofroseville.com



2660 Civic Center Drive | Roseville, MN 55113

[Facebook](#) | [Twitter](#) | [YouTube](#)

From: noreply@civicplus.com <noreply@civicplus.com>
Sent: Friday, September 12, 2025 4:23 PM
To: *RVCouncil <city.council@cityofroseville.com>; Rebecca Olson <rebecca.olson@cityofroseville.com>; Pat Trudgeon <pat.trudgeon@cityofroseville.com>
Subject: Online Form Submittal: Contact City Council

Caution: This email originated outside our organization; please use caution.

Contact City Council

Please complete this online form and submit.

Subject Roseville Leaf Recycling Center

Contact Information

Name: Austin Holik

Address: 1065 Lovell Ln S

City: Roseville

State: MN

Zip: 55113

This form goes to the Mayor, all Councilmembers and certain City Staff. Due to the volume of emails submitted, a personal reply is not always possible.

How would you prefer to be contacted? No Reply Necessary
Remember to fill in the corresponding contact information.

Email Address: [REDACTED]

Phone Number: [REDACTED]

Please Share Your Comment, Question or Concern

Regarding the closure of the leaf recycling center - I think Roseville needs to preserve access to the organics composting bins at this location. While the Ramsey County Environmental Center is only two miles away, that is a significant distance to some residents. An ultimately, Roseville should be expanding access to organics composting, not reducing access. I realize there are issues with dumping at the current location. I see it myself. But my hope is that The Council can reach a solution without eliminating the site altogether. Thank you for your consideration and all that you do for our city.

Unless restricted by law, all correspondence to and from Roseville City government offices, including information submitted through electronic forms such as this one, may be public data subject to the Minnesota Data Practices Act and/or may be disclosed to third parties. Due to Minnesota Open Meetings Law, Councilmembers are not allowed to use the "reply-all" function if it includes other Councilmembers for their response back to the emailer. Any response back to the sender will be just to that individual and will not include other Councilmembers.

Email not displaying correctly? [View it in your browser.](#)

From: [Pat Trudgeon](#)
To: [Jesse Freihammer](#)
Subject: Fw: Online Form Submittal: Contact City Council
Date: Friday, September 12, 2025 1:23:08 PM
Attachments: [Outlook-Roseville](#)

FYI

Patrick Trudgeon | City Manager

O: 651.792-7021 | | F: 651.792.7020

pat.trudgeon@cityofroseville.com



2660 Civic Center Drive | Roseville, MN 55113

[Facebook](#) | [Twitter](#) | [YouTube](#)

From: noreply@civicplus.com <noreply@civicplus.com>
Sent: Friday, September 12, 2025 1:12 PM
To: *RVCouncil <city.council@cityofroseville.com>; Rebecca Olson <rebecca.olson@cityofroseville.com>; Pat Trudgeon <pat.trudgeon@cityofroseville.com>
Subject: Online Form Submittal: Contact City Council

Caution: This email originated outside our organization; please use caution.

Contact City Council

Please complete this online form and submit.

Subject Mulch and Composting Site Possible Closure

Contact Information

Name: Mr. Don Blake

Address: 966 County Road D W

City: Roseville

State: MN

Zip: 55113

This form goes to the Mayor, all Councilmembers and certain City Staff. Due to the volume of emails submitted, a personal reply is not always possible.

How would you prefer to be contacted? No Reply Necessary
Remember to fill in the corresponding contact information.

Email Address: 

Phone Number: 

Please Share Your Comment, Question or Concern

I have heard the composting lot at Dale and C is being considered for closure. When I first moved to Roseville in 1990, leaves were picked up from the boulevard by Roseville for free. Later, a fee was charged. Then this service was ended, but the compost site was available. Extra work to bring the leaves to the site, but it was better than paying a huge price to have leaves picked up by a private firm.
Taxes have gone up big time since 1990. I'd like to think this can continue to be a service to Roseville residents.
Please give consideration to continuing to offer this option to Roseville residents.

Don Blake

Unless restricted by law, all correspondence to and from Roseville City government offices, including information submitted through electronic forms such as this one, may be public data subject to the Minnesota Data Practices Act and/or may be disclosed to third parties. Due to Minnesota Open Meetings Law, Councilmembers are not allowed to use the "reply-all" function if it includes other Councilmembers for their response back to the emailer. Any response back to the sender will be just to that individual and will not include other Councilmembers.

Email not displaying correctly? [View it in your browser.](#)

From: [Gary Gustafson](#)
To: [RV Engineering](#); [Jesse Freihammer](#)
Cc: [Gary Gustafson](#)
Subject: Compost Site
Date: Friday, September 12, 2025 2:42:23 PM

[You don't often get email from [REDACTED] Learn why this is important at <https://aka.ms/LearnAboutSenderIdentification>]

Caution: This email originated outside our organization; please use caution.

Attention Jesse.

I have lived in Roseville over 30 years.

When they put up signs to build the Senior building on C and Dale, I predicted that within 10 years they would be pressuring the City to remove the compost site.

I said then that I would vigorously resist their efforts.

They knew going in that the site was there and smelled of compost.

The Compost site is a place where residents gather as they recycle kitchen waste, leaves, and other yard waste. We greet each other and encourage each other as we go about our chores and efforts to beautify and maintain our properties.

Roseville is better for its citizens having this site in every way!

As far as criminal dumping is concerned, the gate is already there and locked.

Place people, whether paid staff or utilizing volunteers to track site use.

Citizens already must show ID at other sites around, so it does not add onerous burden to those who live here.

Cameras, which have become quite inexpensive, can be placed to track illegal dumping during locked hours.

There is no reason to eliminate such a city treasure as this (regardless of odor).

Blessings,

Gary Gustafson
1134 Rose Place
Roseville, Mn. 55113

[REDACTED]
Pres. CPTA

From: [Pat Trudgeon](#)
To: [Jesse Freihammer](#)
Subject: Fw: Online Form Submittal: Contact City Council
Date: Friday, September 12, 2025 2:40:39 PM
Attachments: [Outlook-Roseville](#)

Patrick Trudgeon | City Manager

O: 651.792-7021 | | F: 651.792.7020

pat.trudgeon@cityofroseville.com



2660 Civic Center Drive | Roseville, MN 55113

[Facebook](#) | [Twitter](#) | [YouTube](#)

From: noreply@civicplus.com <noreply@civicplus.com>
Sent: Friday, September 12, 2025 2:17 PM
To: *RVCouncil <city.council@cityofroseville.com>; Rebecca Olson <rebecca.olson@cityofroseville.com>; Pat Trudgeon <pat.trudgeon@cityofroseville.com>
Subject: Online Form Submittal: Contact City Council

Caution: This email originated outside our organization; please use caution.

Contact City Council

Please complete this online form and submit.

Subject Composting must stay

Contact Information

Name: Tonia Bevers

Address: 2367 McMenemy Street

City: Roseville

State: MN

Zip: 55117

This form goes to the Mayor, all Councilmembers and certain City Staff. Due to the volume of emails submitted, a personal reply is not always possible.

How would you prefer to be contacted? Email
Remember to fill in the corresponding contact information.

Email Address: 

Phone Number: 

Please Share Your Comment, Question or Concern

Please do not take away the composting location on Dale street! It is a small way that individuals can make a difference in reducing waste.
The benefits to the community far outweigh any discomforts that anyone might complain about.
This site has been a valuable part of our community for over 50 years.

Unless restricted by law, all correspondence to and from Roseville City government offices, including information submitted through electronic forms such as this one, may be public data subject to the Minnesota Data Practices Act and/or may be disclosed to third parties. Due to Minnesota Open Meetings Law, Councilmembers are not allowed to use the "reply-all" function if it includes other Councilmembers for their response back to the emailer. Any response back to the sender will be just to that individual and will not include other Councilmembers.

Email not displaying correctly? [View it in your browser.](#)

From: [Pat Trudgeon](#)
To: [Jesse Freihammer](#)
Subject: Fwd: Online Form Submittal: Contact City Council
Date: Saturday, September 13, 2025 10:12:14 AM

Sent from my iPhone

Begin forwarded message:

From: noreply@civicplus.com
Date: September 13, 2025 at 8:56:11 AM CDT
To: *RVCouncil <city.council@cityofroseville.com>, Rebecca Olson <Rebecca.Olson@cityofroseville.com>, Pat Trudgeon <Pat.Trudgeon@cityofroseville.com>
Subject: Online Form Submittal: Contact City Council

Caution: This email originated outside our organization; please use caution.

Contact City Council

Please complete this online form and submit.

Subject Leaf Recycling Center

Contact Information

Name: Michael Reber

Address: 2200 Irene St

City: Roseville

State: MN

Zip: 55113

This form goes to the Mayor, all Councilmembers and certain City Staff. Due to the volume of emails submitted, a personal reply is not always possible.

How would you prefer Email
to be contacted?

Remember to fill in the
corresponding contact
information.

Email Address: [REDACTED]

Phone Number: *Field not completed.*

Please Share Your
Comment, Question or
Concern

I read the article about the possible closing of the leaf recycling center and have some concerns.

The illegal dumping, non Roseville residents using the leaf center and contractors using it as it originally was for Roseville residents only.

As for the noise complaint from the senior living facility, they knew about the smell and noise before building as the leaf site was there many years before they built. If Roseville closes the site but turns it into a wood chipping location the noise will continue and the senior housing neighbor will still be complaining.

As for the cost to run the site, if the city is planning to build a new dance studio along with the DMV building which is more than likely being used by non-residents, finding funds to keep the leaf center should not be hard to find.

As for the site, why not have limited hours, have an employee on site during open hours (like Ramsey County does) and use the gate, close during off hours and open during open hours just like Ramsey County does.

Unless restricted by law, all correspondence to and from Roseville City government offices, including information submitted through electronic forms such as this one, may be public data subject to the Minnesota Data Practices Act and/or may be disclosed to third parties. Due to Minnesota Open Meetings Law, Councilmembers are not allowed to use the "reply-all" function if it includes other Councilmembers for their response back to the emailer. Any response back to the sender will be just to that individual and will not include other Councilmembers.

Email not displaying correctly? [View it in your browser.](#)

From: [Pat Trudgeon](#)
To: [Jesse Freihammer](#)
Subject: Fw: Online Form Submittal: Contact City Council
Date: Monday, September 15, 2025 11:08:21 AM
Attachments: [Outlook-Roseville](#)

Patrick Trudgeon | City Manager

O: 651.792-7021 | | F: 651.792.7020

pat.trudgeon@cityofroseville.com



2660 Civic Center Drive | Roseville, MN 55113

[Facebook](#) | [Twitter](#) | [YouTube](#)

From: noreply@civicplus.com <noreply@civicplus.com>
Sent: Saturday, September 13, 2025 2:52 PM
To: *RVCouncil <city.council@cityofroseville.com>; Rebecca Olson <rebecca.olson@cityofroseville.com>; Pat Trudgeon <pat.trudgeon@cityofroseville.com>
Subject: Online Form Submittal: Contact City Council

Caution: This email originated outside our organization; please use caution.

Contact City Council

Please complete this online form and submit.

Subject Compost site at Dale & C

Contact Information

Name: Craig Christenson

Address: 2585 Wheeler St N

City: Roseville

State: MN

Zip: 55113

This form goes to the Mayor, all Councilmembers and certain City Staff. Due to the volume of emails submitted, a personal reply is not always possible.

How would you prefer to be contacted? No Reply Necessary
Remember to fill in the corresponding contact information.

Email Address: [REDACTED]

Phone Number: [REDACTED]

Please Share Your Comment, Question or Concern

I regularly use this site for leaves, compost and garbage drop-off and see a lot of other residents there using it. It is a valuable benefit that I believe should be kept.
The senior housing next door was built afterwards and any odors are their problem to deal with not the city.

It is unfortunately normal to have a few scofflaws abuse city benefits.
I hope you will post a written notice that their abuse is costing city residents higher taxes; and that you will prosecute those that do not follow the rules.
This will require video monitoring followed by prosecution/penalty. Vehicle license ID is the only proof that should be required.
Once a few have been punished 'and' outed to the public the abuses would be expected to substantially decrease.

Thanks, Craig Christenson

Unless restricted by law, all correspondence to and from Roseville City government offices, including information submitted through electronic forms such as this one, may be public data subject to the Minnesota Data Practices Act and/or may be disclosed to third parties. Due to Minnesota Open Meetings Law, Councilmembers are not allowed to use the "reply-all" function if it includes other Councilmembers for their response back to the emailer. Any response back to the sender will be just to that individual and will not include other Councilmembers.

Email not displaying correctly? [View it in your browser.](#)

From: [Pat Trudgeon](#)
To: [Jesse Freihammer](#)
Subject: Fw: Online Form Submittal: Contact City Council
Date: Monday, September 15, 2025 7:54:52 AM
Attachments: [Outlook-Roseville](#)

Patrick Trudgeon | City Manager

O: 651.792-7021 | | F: 651.792.7020

pat.trudgeon@cityofroseville.com



2660 Civic Center Drive | Roseville, MN 55113

[Facebook](#) | [Twitter](#) | [YouTube](#)

From: noreply@civicplus.com <noreply@civicplus.com>
Sent: Saturday, September 13, 2025 1:18 PM
To: *RVCouncil <city.council@cityofroseville.com>; Rebecca Olson <rebecca.olson@cityofroseville.com>; Pat Trudgeon <pat.trudgeon@cityofroseville.com>
Subject: Online Form Submittal: Contact City Council

Caution: This email originated outside our organization; please use caution.

Contact City Council

Please complete this online form and submit.

Subject Dale Compost center

Contact Information

Name: Liz Wendland

Address: 1791 Dale St N

City: Roseville

State: MN

Zip: 55113

This form goes to the Mayor, all Councilmembers and certain City Staff. Due to the volume of emails submitted, a personal reply is not always possible.

How would you prefer to be contacted? Email
Remember to fill in the corresponding contact information.

Email Address: 

Phone Number: *Field not completed.*

Please Share Your Comment, Question or Concern

Please don't close the compost center. It sends the message that Roseville doesn't care about the environment. People are not going to drive 8 miles to wait in line to compost. Not to mention the waste of gas. And saying that people in the building next to it have complained about the smell is hilarious. We all knew it would smell when they built that place! I agree the dumping is a problem. How much is occurring and what else can be done?
Thank you for your time

Unless restricted by law, all correspondence to and from Roseville City government offices, including information submitted through electronic forms such as this one, may be public data subject to the Minnesota Data Practices Act and/or may be disclosed to third parties. Due to Minnesota Open Meetings Law, Councilmembers are not allowed to use the "reply-all" function if it includes other Councilmembers for their response back to the emailer. Any response back to the sender will be just to that individual and will not include other Councilmembers.

Email not displaying correctly? [View it in your browser.](#)

From: [Pat Trudgeon](#)
To: [Jesse Freihammer](#)
Subject: Fw: Online Form Submittal: Contact City Council
Date: Monday, September 15, 2025 11:04:02 AM
Attachments: [Outlook-Roseville](#)

Patrick Trudgeon | City Manager

O: 651.792-7021 | | F: 651.792.7020

pat.trudgeon@cityofroseville.com



2660 Civic Center Drive | Roseville, MN 55113

[Facebook](#) | [Twitter](#) | [YouTube](#)

From: noreply@civicplus.com <noreply@civicplus.com>
Sent: Monday, September 15, 2025 9:40 AM
To: *RVCouncil <city.council@cityofroseville.com>; Rebecca Olson <rebecca.olson@cityofroseville.com>; Pat Trudgeon <pat.trudgeon@cityofroseville.com>
Subject: Online Form Submittal: Contact City Council

Caution: This email originated outside our organization; please use caution.

Contact City Council

Please complete this online form and submit.

Subject Vote on closing leaf recycling center on Dale Street

Contact Information

Name: Mary and Mike Gaida

Address: 676 Heinel Drive

City: Roseville


State: MN

Zip: 55113

This form goes to the Mayor, all Councilmembers and certain City Staff. Due to the volume of emails submitted, a personal reply is not always possible.

How would you prefer to be contacted? No Reply Necessary
Remember to fill in the corresponding contact information.

Email Address: 

Phone Number: 

Please Share Your Comment, Question or Concern

We've heard that you will soon be voting on whether to close the leaf recycling center on Dale Street. We hope you will keep it open. We drop our leaves off bag by bag as we do not have a trailer, etc. to carry it a long way. It is very convenient. We are in our 80's and want to stay in our home and this is a convenient way to get rid of our leaves (we have quite a few trees in our backyard). Please keep this center there. We pay a lot of taxes, which are increasing every year, and this is something we find very necessary.

Unless restricted by law, all correspondence to and from Roseville City government offices, including information submitted through electronic forms such as this one, may be public data subject to the Minnesota Data Practices Act and/or may be disclosed to third parties. Due to Minnesota Open Meetings Law, Councilmembers are not allowed to use the "reply-all" function if it includes other Councilmembers for their response back to the emailer. Any response back to the sender will be just to that individual and will not include other Councilmembers.

Email not displaying correctly? [View it in your browser.](#)

From: [Pat Trudgeon](#)
To: [Jesse Freihammer](#)
Subject: Fw: Roseville Leaf and Organics Compositing Sight 9.8.25 Agenda Item 7c
Date: Monday, September 15, 2025 1:45:12 PM
Attachments: [Outlook-Roseville](#)

Patrick Trudgeon | City Manager

O: 651.792-7021 | | F: 651.792.7020

pat.trudgeon@cityofroseville.com



2660 Civic Center Drive | Roseville, MN 55113

[Facebook](#) | [Twitter](#) | [YouTube](#)

From: Dan Roe <Dan.Roe@cityofroseville.com>
Sent: Monday, September 15, 2025 1:03 PM
To: Pat Trudgeon <Pat.Trudgeon@cityofroseville.com>
Subject: Fw: Roseville Leaf and Organics Compositing Sight 9.8.25 Agenda Item 7c

Pat,

This did not go to the general council email so you probably did not see it...

Dan Roe | Roseville Mayor

M: 651.487.9654

E: dan.roe@cityofroseville.com

www.cityofroseville.com

City of Roseville: [Facebook](#) | [Twitter](#) | [YouTube](#)

Mayor Dan Roe: [Facebook](#) | [Twitter](#)

From: Michele Brusegard [REDACTED]
Sent: Monday, September 15, 2025 10:24 AM
To: Dan Roe <dan.roe@cityofroseville.com>; Wayne Groff <wayne.groff@cityofroseville.com>;

Robin Schroeder <robin.schroeder@cityofroseville.com>; Julie Strahan
<julie.strahan@cityofroseville.com>

Subject: Roseville Leaf and Organics Compositing Sight 9.8.25 Agenda Item 7c

You don't often get email from [REDACTED] [Learn why this is important](#)

Caution: This email originated outside our organization; please use caution.

Hello Mayor Roe and Council Members Bauer, Groff, Schroeder and Strahan,

I am writing in regards to the City Council Meeting held on September 8, 2025 Agenda item 7c: the closure of the City's leaf and organics composting site. I understand there are financial constraints regarding the purchase of equipment, specifically a leaf mulcher, that is needed in order to maintain the site, but the needs of the intangible good the community receives should also be considered. The city made no clear arguments as to what other solutions and ideas they had in order to keep this facility open, causing one to wonder if the cost is an excuse versus the city planning to sell the land to the highest bidder. For example, when the City used to vacuum the leaves and the cost became too high, those who wanted to continue the service were charged for it. Similarly, the City could charge a seasonal fee to residential users to help offset the costs and to deter commercial lawn services from dumping at the site and charge a higher rate per load.

Mayor Roe suggests residents to use the Arden Hills and Kent sites; these both have drawbacks. The Arden Hills site often is overcrowded, especially during peak raking season, the hours are limited for organics disposal and quite frankly, the Arden Hills site does not have the capacity to handle the additional materials or vehicles. The Kent Street location also lacks hours that are convenient for organics disposal with many residents dropping their organics off on their way to work. What this means is fewer people will be willing to continue their composting initiatives especially with the city lacking any curbside composting pick ups such as what some surrounding cities have.

While issues around illegal dumping is a problem, I suspect Roseville currently has a service maintaining security cameras; which while not eliminating the problem would offer a deterrent to this practice of unscrupulous actors. Unfortunately, the people willing to do this will continue to do it anywhere.

Recently the decisions the City of Roseville are making are regressive instead of progressive and advancing the City to a more sustainable future. This can be seen in many different areas such as road plans that are not cyclists friendly, to closing of facilities that are for the betterment of the environment, to allowing more and more green spaces to be destroyed in order for homes and businesses to be built, or allowing people to cut down nearly all the trees on their lot and not requiring replacements or fining them. The City may look at this "it's just a leaf composting facility" but it speaks to the greater issues at hand that a narrow focus on finance is being looked at versus a wholistic analysis of both the fiduciary aspects against the betterment of the community that is attractive to current and future residents.

Thank you for your time on this matter.

Cordially,

Michele Brusegard

SEP 15 2025

Sharon Lewandowski
1235 Eldridge Av W
Roseville, MN 55113

City clerk, Council members,

I am disturbed to read about the possible changes to the food waste, compost site on Dale near Co. Rd C. This site is greatly used by tax paying Roseville residents. I am 75 years old. I am grateful to be able to deposit my food wastes and take buckets of compost back to my yard for my vegetable gardens and flowers. Every visit to this site I encounter other residents using this site respectfully and in order with the intended use.

I am sorry there are a very few that are misusing this site. Please, do not discontinue the site due to the misuse of a few, when hundreds of others use this privilege responsibly. This compost site is good for the community, good for the environment, and good for the many young people who travel past this site to see how natural composition and environment protection (and the City of Roseville) can work for our good and the good of the earth.

Instead of closing, consider other options, perhaps a free will "pay as you are able" or cameras to catch the perpetrators.

Thank you for your consideration.

Sincerely,

A handwritten signature in blue ink that reads "Sharon Lewandowski". The signature is written in a cursive style with a large initial 'S'.

From: [Amy Schultz](#)
To: [Jesse Freihammer](#)
Subject: Leaf recycling site - keep it open
Date: Wednesday, September 17, 2025 6:59:31 AM

You don't often get email from [REDACTED] [Learn why this is important](#)

Caution: This email originated outside our organization; please use caution.

Hi Jesse,
I do not support closing the leaf recycling site.

I live northwest of Dale Street and our family and neighbors frequently use the leaf recycling site to both drop off leaves and to use the resulting compost. I drive past it every day and people are there using the site. Closing it would be a huge loss to our community. The cost to keep open is good use of tax payers money, including mine.

As for the people in the building next it who have complained, it was built and people moved into it knowing it was there already.

About the dumping, that happens on other parts of the city too. This isn't the only public location it happens.

Thank you for the opportunity to provide feedback.

Amy Schultz
743 Heinel Dr.
Roseville, MN 55113

From: [Gordon Dahlen](#)
To: [Jesse Freihammer](#)
Subject: possible closing of leaf disposal site
Date: Thursday, September 18, 2025 9:11:08 AM

You don't often get email from [REDACTED] [Learn why this is important](#)

Caution: This email originated outside our organization; please use caution.

I heard that the city of Roseville is considering closing the dale street leaf disposal/compost site due to cost considerations. I wish to express my strong opposition to this plan. I use the site each year both for leaf disposal and for obtaining compost for my garden. I believe it is an asset to the residents of Roseville. I understand that one consideration is the fact that Ramsey County has other sites available. Since anyone (not just Roseville residents) can use the site, would/should Ramsey County pay part/all of the costs to operate it?

Thank You

Gordon Dahlen

9-20-25

City of Roseville

I am concerned over the talk
of closing the compost site on
Dale + Co RLC.

So many good people use this
site and our community is
beautified both by the composted
soil used to grow flowers + vegetables
as well as the leaves that are cleared
from yards to be composted at this site.

Please do not close this site.

I'm sure creative minds can figure
out a solution to the problems
set out that makes some folks anxious
to close this very well used popular
and beneficial site.

Thank you for your service
to our community -

Sincerely
Sharon L. L. L.

From: [Pat Trudgeon](#)
To: [*RVCouncil](#)
Cc: [Jesse Freihammer](#)
Subject: Fw: Organics recycling at C & Dale
Date: Monday, September 22, 2025 7:45:49 AM
Attachments: [Outlook-Roseville](#)

Mayor and City Council, passing this email that was only sent to me regarding the organics drop off site at Dale.

Patrick Trudgeon | City Manager

O: 651.792-7021 | | F: 651.792.7020

pat.trudgeon@cityofroseville.com

2660 Civic Center Drive | Roseville, MN 55113

[Facebook](#) | [Twitter](#) | [YouTube](#)

From: Laura Carroll [REDACTED]
Sent: Sunday, September 21, 2025 2:33 PM
To: Pat Trudgeon <pat.trudgeon@cityofroseville.com>
Subject: Organics recycling at C & Dale

[You don't often get email from [REDACTED]. Learn why this is important at <https://aka.ms/LearnAboutSenderIdentification>]

Caution: This email originated outside our organization; please use caution.

Hi Pat,

I wanted to reach out after recently hearing about the possible changes with the compost site at C & Dale. My biggest concern is regarding the organics composting dumpsters. We live about a mile northeast from this site and pass it frequently. It's super convenient to swing by and drop our organics - on our way to work or to pick up our daughter from RAHS or Parkview. We also walk there sometimes in nice weather and see others do the same. It's so convenient and we easily drop at least 1-2 compost bags there every week. And it's popular! I almost always see someone there when I pass it or stop there. At the very least, I see lots of other dropped compost bags when I'm there.

A collection site at Kent and Larpenteur is not the answer for my family and probably not for our neighbors either. It's out of our way and feels unrealistic for it to be our closest option. We moved to Roseville in 2018 and were thrilled with the organics collection site opened shortly after we settled in here. As an enthusiastic composter, it was such a bonus. We now depend on it and would be a significant loss for us to see this removed.

I'm not sure if you're the right person to contact about this, and my apologies if this is outside your scope. Please feel free to forward it as appropriate.

Thanks very much for your time and consideration,
Laura Carroll

From: Comcast
To: RV Engineering
Subject: Attn: Jesse
Date: Tuesday, September 23, 2025 5:22:57 PM

[You don't often get email from [REDACTED] Learn why this is important at <https://aka.ms/LearnAboutSenderIdentification>]

Caution: This email originated outside our organization; please use caution.

I am emailing you to express my concern regarding the possible closing of Roseville's Leaf Compost sight. I am retired and a widow, so it's only me to take care of everything. It would be a definite hardship for me to have to travel longer distances to utilize a compost site. Please don't close it.

Annette Malark

Please respond to me.

Sent from my iPhone

From: [Michele Edwardson](#)
To: [RV Public Works](#)
Subject: Roseville compost site proposal
Date: Sunday, September 28, 2025 9:52:59 PM

[You don't often get email from [REDACTED]. Learn why this is important at <https://aka.ms/LearnAboutSenderIdentification>]

Please keep the compost site and organic recycling option Amon Dale Street open!!
We use it regularly.
Dan and Michele Edwardson
985 Lydia Drive
Roseville

Sent from my iPhone

From: [Norma Jorgensen](#)
To: [Jesse Freihammer](#)
Subject: Dale St Leaf and Organics Collection Site
Date: Sunday, September 28, 2025 8:04:27 PM

You don't often get email from [REDACTED]. [Learn why this is important](#)

Hello Mr. Freihammer,

I know that the City Council is looking into closing the Dale St Leaf and Organics Collection Site. Besides being a cost saving move, closing the site would also solve the problem of people dumping unwanted items there. However, the benefits of the site are very significant, in my humble opinion.

The Dale Street site is incredibly convenient! It's centrally located. It's not too large. It's quick and easy to drop off leaves. The black soil that is produced from the decayed leaves is probably the BEST free dirt in town. Every time I go to drop off my organics, there are many, many, many people shoveling the soil into buckets and bins. They use the soil in their gardens and in their potted plants. I often end up chatting with my neighbors while there. Seriously, there's a great community spirit at the Dale St site.

The suggestion was offered that people could simply drive to another Ramsey County yard waste site to drop off their leaves. Where is the next closest site? Frank & Sims? Pierce Butler? Arden Hills? We're not talking a few miles away. We're talking at least five or six miles. In our 21st century society, convenience is important. If people are inconvenienced, well, they'll take the easy route: they'll simply fill their trash bins with leaves. Not very earth friendly, is it?

Regarding people dumping unwanted items at the site, I'm sure there are ways to solve this problem. 1.) Lock the fence when the site is not open. That means NO ACCESS at all. Not even the 'footpath' to the food scrap bins. 2.) Move the food scrap bins outside the fenced in area, so they're available 24/7. 3.) Staff the site when it is open; either with paid staff or community volunteers. I'm certain volunteers will step forward if the thought of permanently closing the site looms on the horizon. Check with Do Good Roseville for ideas on this. 4.) Is there video monitoring of the site? Is there adequate lighting at night to deter undesirable activity?

Thanks for taking the time to read my email. And thanks for being open to hearing from Roseville residents about this issue.

Respectfully,
Norma Jorgensen
642 Lovell Ave West
Roseville, MN

From: [Bruce Ervin](#)
To: [RV Public Works](#)
Subject: Roseville compost site.
Date: Monday, September 29, 2025 12:14:26 PM

You don't often get email from [REDACTED] [Learn why this is important](#)

I've lived in Roseville for 4 years and have used the site regularly since then. It would be disappointing to see it closed. I understand the cost issues and concerns about the smells but I hope it can stay open and those issues can be addressed. Composting I feel is another way to reduce/reuse our waste today. Thank you.

Bruce Ervin

From: [Pat Trudgeon](#)
To: [*RVCouncil](#)
Cc: [Jesse Freihammer](#)
Subject: Fw: Leaf dump
Date: Monday, September 29, 2025 7:48:00 AM
Attachments: [Outlook-Roseville](#)

Mayor and City Council, see email below sent to me directly about the Leaf Recycling Center.

Pat

Patrick Trudgeon | City Manager

O: 651.792-7021 | | F: 651.792.7020

pat.trudgeon@cityofroseville.com



2660 Civic Center Drive | Roseville, MN 55113

[Facebook](#) | [Twitter](#) | [YouTube](#)

From: John&Valerie [REDACTED]
Sent: Sunday, September 28, 2025 7:19 PM
To: Pat Trudgeon <pat.trudgeon@cityofroseville.com>
Subject: Leaf dump

[You don't often get email from [REDACTED] Learn why this is important at <https://aka.ms/LearnAboutSenderIdentification>]

Hello pat I live on Heinel drive. High taxes. Many trees. It used to be called oak point for all the oaks we have. The dump is a basis need here and used only 6 weeks out of the year. Also people need dirt for beautiful gardens and growing food. It serves many purposes. We have lived here for 33 years payed high taxes. No children and the leaf dump is our only perk. Please help us out here. Val y john Hughes. I put up a sign on our lawn about the leaf dump going away from us.
Sent from my iPhone

From: [Pat Trudgeon](#)
To: [Jesse Freihammer](#)
Subject: Fw: Online Form Submittal: Contact City Council
Date: Monday, September 29, 2025 7:51:19 AM
Attachments: [Outlook-Roseville](#)

Patrick Trudgeon | City Manager

O: 651.792-7021 | | F: 651.792.7020

pat.trudgeon@cityofroseville.com



2660 Civic Center Drive | Roseville, MN 55113

[Facebook](#) | [Twitter](#) | [YouTube](#)

From: noreply@civicplus.com <noreply@civicplus.com>
Sent: Sunday, September 28, 2025 5:36 PM
To: *RVCouncil <city.council@cityofroseville.com>; Rebecca Olson <rebecca.olson@cityofroseville.com>; Pat Trudgeon <pat.trudgeon@cityofroseville.com>
Subject: Online Form Submittal: Contact City Council

Contact City Council

Please complete this online form and submit.

Subject Closing a villiage service

Contact Information

Name: Joseph Olson

Address: 2247 Roselwn Ave W

City: Roseville

State: MN

Zip: 55113

This form goes to the Mayor, all Councilmembers and certain City Staff. Due to the volume of emails submitted, a personal reply is not always possible.

How would you prefer to be contacted? Email
Remember to fill in the corresponding contact information.

Email Address: 

Phone Number: *Field not completed.*

Please Share Your Comment, Question or Concern Please do not close the leaf recycling center.

Unless restricted by law, all correspondence to and from Roseville City government offices, including information submitted through electronic forms such as this one, may be public data subject to the Minnesota Data Practices Act and/or may be disclosed to third parties. Due to Minnesota Open Meetings Law, Councilmembers are not allowed to use the "reply-all" function if it includes other Councilmembers for their response back to the emailer. Any response back to the sender will be just to that individual and will not include other Councilmembers.

Email not displaying correctly? [View it in your browser.](#)

From: [Pat Trudgeon](#)
To: [Jesse Freihammer](#)
Subject: Fw: Online Form Submittal: Contact City Council
Date: Monday, September 29, 2025 4:30:08 PM
Attachments: [Outlook-Roseville](#)

Patrick Trudgeon | City Manager

O: 651.792-7021 | | F: 651.792.7020

pat.trudgeon@cityofroseville.com



2660 Civic Center Drive | Roseville, MN 55113

[Facebook](#) | [Twitter](#) | [YouTube](#)

From: noreply@civicplus.com <noreply@civicplus.com>
Sent: Monday, September 29, 2025 2:36 PM
To: *RVCouncil <city.council@cityofroseville.com>; Rebecca Olson <rebecca.olson@cityofroseville.com>; Pat Trudgeon <pat.trudgeon@cityofroseville.com>
Subject: Online Form Submittal: Contact City Council

Contact City Council

Please complete this online form and submit.

Subject	Leaf site
---------	-----------

Contact Information

Name:	Megan Harstad
-------	---------------

Address:	2858 Griggs St N
----------	------------------

City:	Roseville
-------	-----------

State: MN

Zip: 55113

This form goes to the Mayor, all Councilmembers and certain City Staff. Due to the volume of emails submitted, a personal reply is not always possible.

How would you prefer to be contacted? No Reply Necessary
Remember to fill in the corresponding contact information.

Email Address: 

Phone Number: *Field not completed.*

Please Share Your Comment, Question or Concern
The leaf deposit site off Dale needs to stay - it is a place many residents have and will continue to rely on when it comes to fall and spring cleanups. It is crucial for Roseville residents, like myself, who cannot afford leaf pickup/ paid lawn care or afford to add a compost bin to my already expensive trash bill. I also add that it needs to stay for the environment in Roseville.
Please keep it as is. Thank you for your time and consideration.

Unless restricted by law, all correspondence to and from Roseville City government offices, including information submitted through electronic forms such as this one, may be public data subject to the Minnesota Data Practices Act and/or may be disclosed to third parties. Due to Minnesota Open Meetings Law, Councilmembers are not allowed to use the "reply-all" function if it includes other Councilmembers for their response back to the emailer. Any response back to the sender will be just to that individual and will not include other Councilmembers.

Email not displaying correctly? [View it in your browser.](#)

From: [Pat Trudgeon](#)
To: [Jesse Freihammer](#)
Subject: Fw: Online Form Submittal: Contact City Council
Date: Monday, September 29, 2025 7:43:51 AM
Attachments: [Outlook-Roseville](#)

Patrick Trudgeon | City Manager

O: 651.792-7021 | | F: 651.792.7020

pat.trudgeon@cityofroseville.com



2660 Civic Center Drive | Roseville, MN 55113

[Facebook](#) | [Twitter](#) | [YouTube](#)

From: noreply@civicplus.com <noreply@civicplus.com>
Sent: Sunday, September 28, 2025 7:30 PM
To: *RVCouncil <city.council@cityofroseville.com>; Rebecca Olson <rebecca.olson@cityofroseville.com>; Pat Trudgeon <pat.trudgeon@cityofroseville.com>
Subject: Online Form Submittal: Contact City Council

Contact City Council

Please complete this online form and submit.

Subject Dale St Leaf and Organics Collection Site

Contact Information

Name: Norma Jean Jorgensen

Address: 642 Lovell Avenue West

City: Roseville

State: MN

Zip: 55113

This form goes to the Mayor, all Councilmembers and certain City Staff. Due to the volume of emails submitted, a personal reply is not always possible.

How would you prefer to be contacted? No Reply Necessary
Remember to fill in the corresponding contact information.

Email Address: [REDACTED]

Phone Number: [REDACTED]

Please Share Your Comment, Question or Concern

I understand that the City Council is considering closing the Dale Street Leaf and Organics Collection Site. It sounds like the main issue is the unfortunate fact that people are dumping other things (i.e. brush, branches, furniture) there because the site is unsupervised. Perhaps this could be handled by a team of volunteers who could keep a watchful eye while the site is open. I certainly would be willing to do this. I'm sure others could be recruited too. During the hours the site is closed, then it'd be imperative to lock the fence, ensuring there is no other way to gain access to the site.

The two organic bins would need to be located closer to Dale St, not behind the fencing, so people could use it 24/7.

Every time I use this site, other residents are there too. It's a very popular, well used, convenient service. The black soil that is produced from all the decomposing leaves is the BEST ever. Many, many, many people use the soil for their gardens and potted plants. It's wonderful that it's free for everyone!

If you decide to close the site permanently, I suspect that people will resort to tossing their leaves and food scraps in their trash bins. You're hoping that people will use another yard waste site but driving to another site isn't always the best option for people. Think about the add'l miles to the Frank / Sims site or the Pierce Butler site or the Arden Hills site. We're not talking a mile or two away. We're talking more than 5 miles away. That's a big deal. I know you're wrestling with the 2026 budget. And I'm sure this seems like a budget saving move. But please reconsider closing the Dale Street site! It's an earth friendly, neighborhood convenience which needs to be saved.

Thank you!

Unless restricted by law, all correspondence to and from Roseville City government offices, including information submitted through electronic forms such as this one, may be public data subject to the Minnesota Data Practices Act

and/or may be disclosed to third parties. Due to Minnesota Open Meetings Law, Councilmembers are not allowed to use the "reply-all" function if it includes other Councilmembers for their response back to the emailer. Any response back to the sender will be just to that individual and will not include other Councilmembers.

Email not displaying correctly? [View it in your browser.](#)

From: [Barbara Grundman](#)
To: [Jesse Freihammer](#)
Subject: Compost and leaf drop-off
Date: Tuesday, September 30, 2025 10:04:21 AM

You don't often get email from [REDACTED]. [Learn why this is important.](#)

Good morning, Jesse,

Thought I'd weigh in and give my thoughts on the possibility of closing the leaf and compost site on Dale and Cty Rd C.

My family is using that service weekly, dropping off our compost and picking up dirt when needed. We compost today almost 1/3 of our garage. If that were no longer an option, I'm not sure we'd be able to do that.

I would not support a decision to close the site.

Regards,
Barbara Grundman
Hilltop Ave, Roseville, MN

"It is a *poverty* to decide that **a child must die** so that you may live as you wish" *Saint Teresa of Calcutta*



You can make a difference... [Pro Life-Corner](#)

From: [Brenda Wells](#)
To: [RV Public Works](#)
Subject: Leaf compost center closing
Date: Tuesday, September 30, 2025 12:47:15 PM

You don't often get email from [REDACTED] [Learn why this is important](#)

I have been a resident of Roseville for 40 years. I can remember when the city offered leaf pickup from our curb. Now, not only is that not offered, but the ability to easily dispose of my leaves is also going to be discontinued. The erosion of city services over time is truly a shame.

As a master gardener, I have many deciduous trees in my yard, thus many leaves. I also make use of the Ramsey County compost sites. The closest one is in Arden Hills; there simply is not a convenient site on this side of Roseville. The Arden Hills site is often backed up during the falls and spring seasons, with users from all over Ramsey County. Safety at the site also is questionable during these heavy traffic times, with many vehicles and trailers backing up, coming and going.

If we truly want folks to compost, we need to make it as convenient as possible, not a time consuming, tedious chore. Do not close the Roseville leaf site.

Brenda Wells

Get [Outlook for iOS](#)

From: [Pat Trudgeon](#)
To: [Jesse Freihammer](#)
Subject: Fw: Online Form Submittal: Contact City Council
Date: Tuesday, September 30, 2025 8:23:43 AM
Attachments: [Outlook-Roseville](#)

Patrick Trudgeon | City Manager

O: 651.792-7021 | | F: 651.792.7020

pat.trudgeon@cityofroseville.com



2660 Civic Center Drive | Roseville, MN 55113

[Facebook](#) | [Twitter](#) | [YouTube](#)

From: noreply@civicplus.com <noreply@civicplus.com>
Sent: Monday, September 29, 2025 5:24 PM
To: *RVCouncil <city.council@cityofroseville.com>; Rebecca Olson <rebecca.olson@cityofroseville.com>; Pat Trudgeon <pat.trudgeon@cityofroseville.com>
Subject: Online Form Submittal: Contact City Council

Contact City Council

Please complete this online form and submit.

Subject Leaf Recycling/Composting

Contact Information

Name: Erika Wold

Address: 200 Burke Ave W

City: Roseville

State: MN

Zip: 55113

This form goes to the Mayor, all Councilmembers and certain City Staff. Due to the volume of emails submitted, a personal reply is not always possible.

How would you prefer to be contacted?
Remember to fill in the corresponding contact information.

Email

Email Address:

[REDACTED]

Phone Number:

[REDACTED]

Please Share Your Comment, Question or Concern

Mayor and members of the Roseville City Council:

It has come to my attention that the future of the leaf recycling center and its operation are under review. Please know that this site is an invaluable resource to our community. Our family personally uses the site to dispose of leaves beyond what our yard waste hauler is able to take and this is the site where we gather compost to grow our gardens each year. We also assist elderly Neighbors with their yard clean up and leaf disposal. Driving to Arden Hills or other locations is not only time consuming but also not environmentally friendly (we typically use the site when driving by while out running other errands in town)

It is my understanding there have been complaints about the smell and about unauthorized use. In my opinion, the senior living complex complaints about smell holds little weight. The complex was built next-door decades into the recycling centers operation.

As far as unauthorized dumping goes, tightening up hours and regulations around commercial dumping could solve a lot of those issues. Maybe cameras or volunteers/staff to occasionally monitor dumping and to check ID like other county sites may help alleviate the problems.

Please consider alternative solutions before closing the facility. It would be a shame to lose this resource.

Thank you
Erika Wold

Unless restricted by law, all correspondence to and from Roseville City government offices, including information submitted through electronic forms such

as this one, may be public data subject to the Minnesota Data Practices Act and/or may be disclosed to third parties. Due to Minnesota Open Meetings Law, Councilmembers are not allowed to use the "reply-all" function if it includes other Councilmembers for their response back to the emailer. Any response back to the sender will be just to that individual and will not include other Councilmembers.

Email not displaying correctly? [View it in your browser.](#)

From: [Pat Trudgeon](#)
To: [Jesse Freihammer](#)
Subject: Fw: Opposition to Proposed Closure of Roseville Leaf Recycling Center
Date: Tuesday, September 30, 2025 11:53:02 AM
Attachments: [Outlook-Roseville](#)

Patrick Trudgeon | City Manager

O: 651.792-7021 || F: 651.792.7020

pat.trudgeon@cityofroseville.com



2660 Civic Center Drive | Roseville, MN 55113

[Facebook](#) | [Twitter](#) | [YouTube](#)

From: Heidi Walz [REDACTED]
Sent: Tuesday, September 30, 2025 11:08 AM
To: *RVCouncil <city.council@cityofroseville.com>
Subject: Opposition to Proposed Closure of Roseville Leaf Recycling Center

Some people who received this message don't often get email from [REDACTED]. [Learn why this is important](#)

Roseville City Council & Public Works,

I am writing to express my strong opposition to the proposed closure of the Roseville Leaf Recycling Center.

Closing this site would be a direct contraindication to the environmental and sustainability initiatives that the city touts. It provides a convenient and responsible outlet for residents to dispose of seasonal yard waste, helping to reduce landfill use, prevent stormwater pollution, and support broader city sustainability goals.

The Arden Hills site is nestled in a residential area so soon enough that community is going to oppose the extra traffic. Additionally, the loss of a local, accessible drop-off point could result in a rise in illegal dumping throughout Roseville. You provided data on the locations of other Ramsey

County sites and proximity to Roseville residents but no data on the volume and frequency of use. Before deciding on closure, consider gathering data this fall on just how much it gets used. Set up a camera to easily track usage. Yes, illegal dumping occurs, but show us what percentage of people are tax-paying Roseville residents.

I urge the city to reconsider this decision and explore alternative solutions that preserve the Leaf Recycling Center's essential role in our community.

Thank you for your attention to this matter and for your continued commitment to serving the needs of Roseville residents.

Sincerely,
Heidi and Andy Walz
3097 Sandy Hook Dr
Roseville, MN

From: [Pat Trudgeon](#)
To: [Jesse Freihammer](#)
Subject: Fw: Online Form Submittal: Contact City Council
Date: Tuesday, September 30, 2025 8:23:29 AM
Attachments: [Outlook-Roseville](#)

Patrick Trudgeon | City Manager

O: 651.792-7021 | | F: 651.792.7020

pat.trudgeon@cityofroseville.com



2660 Civic Center Drive | Roseville, MN 55113

[Facebook](#) | [Twitter](#) | [YouTube](#)

From: noreply@civicplus.com <noreply@civicplus.com>
Sent: Monday, September 29, 2025 10:20 PM
To: *RVCouncil <city.council@cityofroseville.com>; Rebecca Olson <rebecca.olson@cityofroseville.com>; Pat Trudgeon <pat.trudgeon@cityofroseville.com>
Subject: Online Form Submittal: Contact City Council

Contact City Council

Please complete this online form and submit.

Subject Don't close the leaf site

Contact Information

Name: Leslie Diaz

Address: 600 iona lane, , roseville

City: Roseville

State: MN

Zip: 55113

This form goes to the Mayor, all Councilmembers and certain City Staff. Due to the volume of emails submitted, a personal reply is not always possible.

How would you prefer to be contacted?
Remember to fill in the corresponding contact information.

Email

Email Address:

[REDACTED]

Phone Number:

[REDACTED]

Please Share Your Comment, Question or Concern

Please do not close the leaf site and compost. All the gardening citizens of Roseville use this site frequently throughout the season. Removing this site will have a negative effect on the emotional and mental wellbeing of us gardeners and future possible gardeners that move to this area.
Let's make our people healthier by keeping this site open for our community!

Unless restricted by law, all correspondence to and from Roseville City government offices, including information submitted through electronic forms such as this one, may be public data subject to the Minnesota Data Practices Act and/or may be disclosed to third parties. Due to Minnesota Open Meetings Law, Councilmembers are not allowed to use the "reply-all" function if it includes other Councilmembers for their response back to the emailer. Any response back to the sender will be just to that individual and will not include other Councilmembers.

Email not displaying correctly? [View it in your browser.](#)

From: [Pat Trudgeon](#)
To: [Jesse Freihammer](#)
Subject: Fw: Roseville Leaf Recycling Site
Date: Tuesday, September 30, 2025 8:23:15 AM
Attachments: [Outlook-Roseville](#)

Patrick Trudgeon | City Manager

O: 651.792-7021 | | F: 651.792.7020

pat.trudgeon@cityofroseville.com



2660 Civic Center Drive | Roseville, MN 55113

[Facebook](#) | [Twitter](#) | [YouTube](#)

From: sam pederson [REDACTED]
Sent: Monday, September 29, 2025 11:39 PM
To: *RVCouncil <city.council@cityofroseville.com>
Subject: Roseville Leaf Recycling Site

[Some people who received this message don't often get email from [REDACTED]
Learn why this is important at <https://aka.ms/LearnAboutSenderIdentification>]

Dear Roseville City Council, Roseville Mayor and Roseville Public Works,

Please do not close the Roseville leaf recycling site. The site is used by many Roseville residents. It is a good place for Roseville residents to get rid of their leaves and have it turned into compost that they can pick up in the spring or summer.

If there is a problem with non-Roseville residents or commercial companies dumping leaves at the site, you could set up cameras and post signs for Roseville residence to get license plate numbers and times that supposed problem dumpers are dumping and contact the city anonymously. The city could view the video and deal with the problem leaf dumpers.

The Roseville leaf dumping site was in place before they built The Preserve of Roseville and any resident that moved into The Preserve of Roseville should have figured it out or been told by the developer that there would be a smell and noise at certain times. If the City of Roseville intends to

use a wood chipper at the site that is probably not going to make it any quieter.

Every neighbor I have talked with would like the leaf dumping site to remain open.

Sincerely,

Sam

Sent from my iPhone

From: [Kelly Klecker](#)
To: [Jesse Freihammer](#)
Subject: Roseville leaf compost site
Date: Tuesday, September 30, 2025 8:33:13 PM

You don't often get email from [REDACTED]. [Learn why this is important](#)

Hello Jesse,

I'm writing to ask that Roseville Public Works and/or City Council please do not close the Roseville leaf compost site. This site is a great part of our neighborhood and community. We walk our food waste down, bring our leaves in, pick up compost dirt, etc. It is in use all the time. We get to know people along the way and while we're there. People greatly value this site. Please do not close it.

Thank you

Kelly Skare-Klecker

Roseville resident and frequent user of this site

From: [Margaret Grafenstein](#)
To: [Jesse Freihammer](#)
Subject: Please don't close the Dale street compost
Date: Tuesday, September 30, 2025 8:45:06 PM

You don't often get email from [REDACTED]. [Learn why this is important](#)

Hello Jesse,

I'm writing to ask that Roseville Public Works and/or City Council please do not close the Roseville leaf compost site. This site is a great part of our neighborhood and community. We bring our leaves in every year, have ordered compost to be delivered and also drive to pick up compost dirt, etc. It is in use all the time. We get to know people along the way and while we're there. People greatly value this site. Please do not close it.

Thank you

Margaret Grafenstein

Roseville resident and frequent user of this site

From: [Richard Karlen](#)
To: [Jesse Freihammer](#)
Subject: Do not close dale leaf site!
Date: Tuesday, September 30, 2025 8:58:15 PM

You don't often get email from [REDACTED]. [Learn why this is important](#)

Jesse Freihammer,

We would like you to consider NOT closing the yard waste site located on Cty Rd C & Dale. We and all our neighbors use the site daily in the fall to transport all our leaves and keep them from going into Lake Owasso & the sewer system. It's imperative to have a site so close that is open daily. I cannot think of a better use of our tax dollars. The weekly yard waste collection container of 50 gallons, does not put a dent into the amount of leaves that come down from our large oak trees.

The complaint of the noise from the machine that turns the leaves over, seems to be over emphasized by the residents of the assisted living facility. That noise is a rare event and less than the daily noise from the traffic on Dale street and County road C. Furthermore using the argument that a change in use is indicated because of the noise caused by the current use is completely nullified by the fact that any current noise produced by the leaf compost facility is minimal compared to the daily noise that the proposed use of a wood waste/tree grinding facility would produce. If you are really taking action here to address the noise situation the proposed new use is inconsistent with the neighbors sounds complaints.

Please do not recommend closing this facility to the city council.

Thank you,

Sally & Richard Karlen
693 Heinel Circle
Roseville, MN 55113
Sent from my iPhone

From: [Pat Trudgeon](#)
To: [Jesse Freihammer](#)
Subject: Fw: Online Form Submittal: Contact City Council
Date: Thursday, October 2, 2025 9:22:36 AM
Attachments: [Outlook-Roseville](#)

Patrick Trudgeon | City Manager

O: 651.792-7021 | | F: 651.792.7020

pat.trudgeon@cityofroseville.com



2660 Civic Center Drive | Roseville, MN 55113

[Facebook](#) | [Twitter](#) | [YouTube](#)

From: noreply@civicplus.com <noreply@civicplus.com>
Sent: Thursday, October 2, 2025 9:15 AM
To: *RVCouncil <city.council@cityofroseville.com>; Rebecca Olson <rebecca.olson@cityofroseville.com>; Pat Trudgeon <pat.trudgeon@cityofroseville.com>
Subject: Online Form Submittal: Contact City Council

Contact City Council

Please complete this online form and submit.

Subject Compost Site

Contact Information

Name: Roxanne Lien

Address: 739 Heinel Drive

City: Roseville

State: MN

Zip: 55113

This form goes to the Mayor, all Councilmembers and certain City Staff. Due to the volume of emails submitted, a personal reply is not always possible.

How would you prefer to be contacted?
Remember to fill in the corresponding contact information.

Email

Email Address:

[REDACTED]

Phone Number:

[REDACTED]

Please Share Your Comment, Question or Concern

City of Roseville
Mr. Mayor
Jesse Freihammer, Public Works Director
City Council members

Dear Madams and Sirs, 1 October 2025

Having been a resident of Roseville since 1960, I recall the days of burning leaf piles in our backyards, followed by the large vacuum that picked up leaves curbside. I understand the need for change and have always tried to remain flexible during my seven decades. I also understand that when a company or government agency removes a service, it should be responsible enough to offer a replacement service.

I have not only used the site for leaves, but throughout the years, I have had truckloads of the compost delivered for my gardens and flower beds. I call our compost "Roseville's black gold."

I would hate to think that in the near future I will need to open a package of marshmallows and fake making S'mores over an open fire to get rid of my leaves. As I have 11 oak trees in my yard, that would be a 24/7 endeavor.

I can appreciate the problems the site presents, so why not bring back the large vacuum to eliminate some of the traffic? And as with our watering restrictions, make delivery days odd and even according to addresses.

I am sensitive that at certain times of the year, the smell can be distressing for those living in the immediate area. However, I believe that with better management of the amount composted at a given time, the smell could be reduced or eliminated.

Having lived here since 1960, I've seen the City of Roseville condemn property in the past and remove it from citizens at a price below its market value, only to sell it later for commercial use.

I must admit the cynic in me says all our protests and concerns over the compost site are in vain, as I believe plans to sell and develop the property are already underway.

Sincerely,

An old lady with 11 Oak trees

Unless restricted by law, all correspondence to and from Roseville City government offices, including information submitted through electronic forms such as this one, may be public data subject to the Minnesota Data Practices Act and/or may be disclosed to third parties. Due to Minnesota Open Meetings Law, Councilmembers are not allowed to use the "reply-all" function if it includes other Councilmembers for their response back to the emailer. Any response back to the sender will be just to that individual and will not include other Councilmembers.

Email not displaying correctly? [View it in your browser.](#)

From: [Pat Trudgeon](#)
To: [Jesse Freihammer](#)
Subject: Fw: Online Form Submittal: Contact City Council
Date: Thursday, October 2, 2025 9:23:20 AM
Attachments: [Outlook-Roseville](#)

Patrick Trudgeon | City Manager

O: 651.792-7021 | | F: 651.792.7020

pat.trudgeon@cityofroseville.com



2660 Civic Center Drive | Roseville, MN 55113

[Facebook](#) | [Twitter](#) | [YouTube](#)

From: noreply@civicplus.com <noreply@civicplus.com>
Sent: Wednesday, October 1, 2025 12:05 PM
To: *RVCouncil <city.council@cityofroseville.com>; Rebecca Olson <rebecca.olson@cityofroseville.com>; Pat Trudgeon <pat.trudgeon@cityofroseville.com>
Subject: Online Form Submittal: Contact City Council

Contact City Council

Please complete this online form and submit.

Subject Closing of Dale leaf site

Contact Information

Name: Kurt Franke

Address: 2673 Sheldons Street

City: Roseville

State: MN

Zip: 55113

This form goes to the Mayor, all Councilmembers and certain City Staff. Due to the volume of emails submitted, a personal reply is not always possible.

How would you prefer to be contacted?
Remember to fill in the corresponding contact information.

Email

Email Address:

[REDACTED]

Phone Number:

[REDACTED]

Please Share Your Comment, Question or Concern

Dear Roseville Mayor and Council,

Just wanted to comment on the closing of the Dale Street leaf compost site. I'm all for it. I support shutting it down for leaves and composting.

I attended the Public Works, Environment, and Transportation (PWET) meeting last night and heard the presentation by City Staff on the options, viability, and needs at the Dale Street site along with the public comment. Seems pretty clear to me that while there may be a desire amongst some to keep that the leaf dump open at all cost, that is the thing. Seems clear to me that outdated equipment, duplication of services, needed City resource, illegal and unsupervised dumping, and more all point to a new way forward.

There is a wonderful new Ramsey County Environmental Center not far away. Hope you have had the opportunity to visit it. Also other leaf drop options for all of us. Seems crazy to me that we would keep Dale Street, too.

Please listen to recommendations of our City Staff and close the Dale Street site to leaves, opening up the needed space for the City operations.

Thank you for your time, consideration, and public service,

Kurt Franke

Unless restricted by law, all correspondence to and from Roseville City government offices, including information submitted through electronic forms such as this one, may be public data subject to the Minnesota Data Practices Act and/or may be disclosed to third parties. Due to Minnesota Open Meetings Law,

Councilmembers are not allowed to use the "reply-all" function if it includes other Councilmembers for their response back to the emailer. Any response back to the sender will be just to that individual and will not include other Councilmembers.

Email not displaying correctly? [View it in your browser.](#)

From: [REDACTED]
To: [RV Public Works](#)
Subject: Roseville Compost sight
Date: Monday, October 6, 2025 8:22:34 AM

You don't often get email from [REDACTED] [Learn why this is important](#)

Hello,

As a resident's of Roseville, we depend on our local compost sight not only for Fall leaf disposal but also for use of food scrap disposal and healthy garden soil & wood chips. When environment is so under pressure, we feel that providing us with this option, allows us to do our part to help improve the environment & community.

Please, do NOT close this sight.

Sincerely,

Tom & Mary VanBerkel

Roseville Public Works, Environment and Transportation Commission Agenda Item

DATE: June 23, 2026

ITEM: 4.c.

ITEM DESCRIPTION: Climate Equity Action Plan

Background

Roseville was awarded a Local Climate Action Planning grant from Minnesota Pollution Control Agency that Roseville is using to create a Climate Equity Action Plan (CEAP) to complement our existing Vulnerability Assessment, Energy Action Plan, and other City planning documents. Roseville is working with paleBLUEdot LLC on planning and community engagement efforts, as well as collaborating with Ramsey County, City of Shoreview, and City of Lauderdale on our collective Climate Action planning efforts.

Planning and engagement efforts have been underway since September 2025, with over 350 community members engaged via two community surveys, three community events, and multiple storytelling and art submission opportunities to complement the data gathered. The plan was also developed in partnership with a 12-member Climate Justice Advisory Group and a core group of Roseville staff members representing all departments. Most recently, a draft of the CEAP was available for public review and comments, and all community and staff feedback has been aggregated into the final draft of the plan presented today. Staff will provide an overview of the final plan draft for the commission to receive and provide input.

Recommendation

Receive update and provide feedback.

Attachments

1. Presentation
2. Final Plan Draft

City of Roseville

Final Draft Climate Equity Action Plan

PWET Commission

6/23/26



Climate Equity Action Plan

June, 2026



Plan Alignment with Strategic Plan Goals:

Goal 3: City infrastructure supports the sustainability goals of the city.

Success Indicator: Climate Action Plan is created, completed, and implemented.

Our Process

The plan was developed in 4 steps



Context:

5 baseline research documents



Community:

350+ community members engaged



Collaboration:

planning team with 23 volunteers + staff



Completion:

based on public draft plan review

Continuum of Community Engagement Options



Surveys

Two citywide surveys



Pop-Up Storytelling

Community Storytelling Opportunities



Community Meetings

Three Community Meetings



Arts-Centered Youth Engagement

One Youth Arts-Centered Engagement Program / Event



Climate Justice Advocacy Group

Three Climate Justice Advocacy Group Workshops

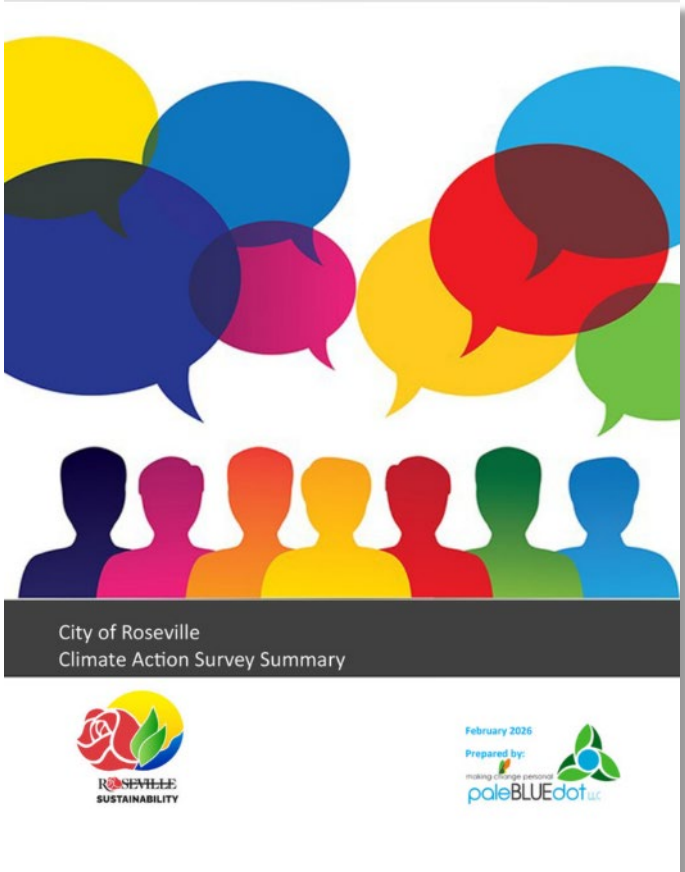


Staff Planning Team

Three Staff Planning Workshops



Our Process



These were process documents to help the planning team and have a place to start the conversation!



Community Survey/Input

+

Baseline Studies

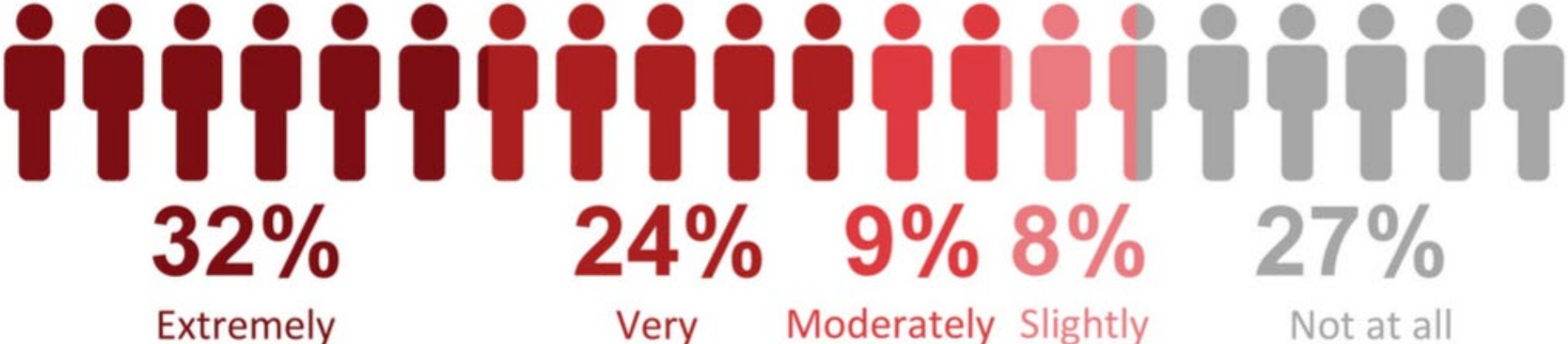
- Vulnerability Assessment
- GHG Inventory and Forecast
- Ground Cover Study
- Renewable Energy Potential



Our Process—What We Heard

Concerns About Climate Change

Respondents rated how concerned they feel about climate change impacts for Roseville:



Our Process—What We Heard



82%

of respondents have noticed signs of climate change - including **41%** who are not at all concerned about it.

76%

of respondents have been personally impacted by Climate Change - including **29%** who are not at all concerned about it.



Our Process—What We Heard

The City's Role in Climate Action

Respondents reported that they agree or strongly agree...



Prepare for climate impacts.



Reduce greenhouse gas emissions.



Be a leader in climate action.

Our Process—Roseville Climate Stories

RAHS Video Storytelling (under way)

Coached Climate Storytelling
(under way with Change Narrative)

Art Submissions
Opportunity still available!



♪ The Climes
they are ♪
♪ a-changin' ♪

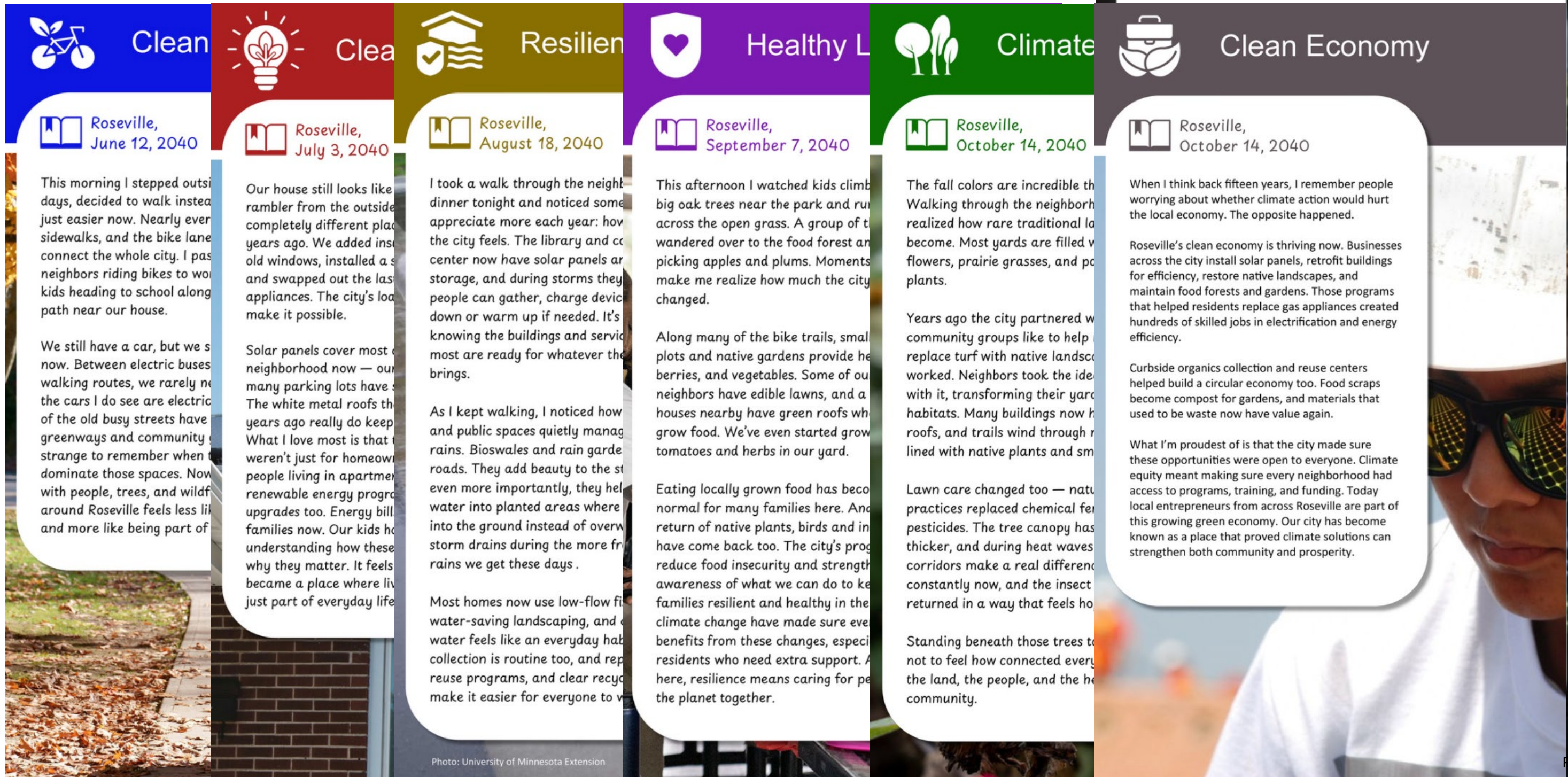
By: Kristen Olsrud









Our Process—Roseville Climate Stories

Roseville Diary 2040 – Collective Visioning

 Roseville 2040,
A Collective Vision of Our Future



Clean  **Clean**  **Resilient**  **Healthy Living**  **Climate**  **Clean Economy** 

Roseville, June 12, 2040

This morning I stepped outside on a clear day, decided to walk instead of drive. It's just easier now. Nearly every street has sidewalks, and the bike lanes connect the whole city. I passed my neighbors riding bikes to work and saw kids heading to school along the path near our house.

We still have a car, but we use it less now. Between electric buses and walking routes, we rarely need the cars I do see are electric. The old busy streets have greenways and community gardens. It's strange to remember when cars dominated those spaces. Now, with people, trees, and wildflowers around Roseville feels less like a city and more like being part of nature.

Roseville, July 3, 2040

Our house still looks like a rambler from the outside, but it's completely different place inside. We added solar panels, installed smart windows, and swapped out the last appliances. The city's programs make it possible.

Solar panels cover most of the neighborhood now — our many parking lots have solar. The white metal roofs that were there years ago really do keep the house cool. What I love most is that solar weren't just for homeowners, but for people living in apartments. Renewable energy programs and upgrades too. Energy bills are lower for families now. Our kids have a better understanding how these programs became a place where living green is just part of everyday life.

Roseville, August 18, 2040

I took a walk through the neighborhood for dinner tonight and noticed some changes I appreciate more each year: how the city feels. The library and community center now have solar panels and storage, and during storms they can gather, charge devices, and cool down or warm up if needed. It's comforting knowing the buildings and services most are ready for whatever the weather brings.

As I kept walking, I noticed how parks and public spaces quietly manage rain. Bioswales and rain gardens collect water into planted areas where it goes into the ground instead of overflowing into storm drains during the more frequent rains we get these days.

Most homes now use low-flow fixtures, water-saving landscaping, and compost. Water reuse feels like an everyday habit. Curbside collection is routine too, and repair and reuse programs, and clear recycling make it easier for everyone to live sustainably.

Roseville, September 7, 2040

This afternoon I watched kids climb on a big oak tree near the park and run across the open grass. A group of them wandered over to the food forest and picking apples and plums. Moments like these make me realize how much the city has changed.

Along many of the bike trails, small plots and native gardens provide berries, and vegetables. Some of our neighbors have edible lawns, and a few houses nearby have green roofs where they grow food. We've even started growing tomatoes and herbs in our yard.

Eating locally grown food has become normal for many families here. And the return of native plants, birds and insects have come back too. The city's programs reduce food insecurity and strengthen awareness of what we can do to keep families resilient and healthy in the face of climate change. We've made sure everyone benefits from these changes, especially residents who need extra support. And here, resilience means caring for people and the planet together.

Roseville, October 14, 2040

The fall colors are incredible this year. Walking through the neighborhood, I realized how rare traditional lawns have become. Most yards are filled with flowers, prairie grasses, and pollinator plants.

Years ago the city partnered with community groups like to help replace turf with native landscapes. Neighbors took the idea and worked with it, transforming their yards into habitats. Many buildings now have green roofs, and trails wind through neighborhoods lined with native plants and small trees.

Lawn care changed too — natural practices replaced chemical fertilizers and pesticides. The tree canopy has become thicker, and during heat waves, green corridors make a real difference. Insects returned in a way that feels healthy.

Standing beneath those trees to not feel how connected everyone is to the land, the people, and the health of the community.

Roseville, October 14, 2040

When I think back fifteen years, I remember people worrying about whether climate action would hurt the local economy. The opposite happened.

Roseville's clean economy is thriving now. Businesses across the city install solar panels, retrofit buildings for efficiency, restore native landscapes, and maintain food forests and gardens. Those programs that helped residents replace gas appliances created hundreds of skilled jobs in electrification and energy efficiency.

Curbside organics collection and reuse centers helped build a circular economy too. Food scraps become compost for gardens, and materials that used to be waste now have value again.


What I'm proudest of is that the city made sure these opportunities were open to everyone. Climate equity meant making sure every neighborhood had access to programs, training, and funding. Today local entrepreneurs from across Roseville are part of this growing green economy. Our city has become known as a place that proved climate solutions can strengthen both community and prosperity.



Photo: University of Minnesota Extension

Our Process—Baseline Research

- Globally, 25 of the 26 hottest years on record have occurred since the year 2000
- The hottest years of all have been the last 12 years



Our Process—Baseline Research

Climate Projections for Roseville¹⁴

Over their lifetime, a child in Roseville can expect:^{20,21}



Climate Conditions

Baseline

Mid-Century
(2050 average)

End of Century
(2100 average)

Average Daily Maximum Temperature

55° F

62°F

62°F - 67°F

Number of Days Per Year with Maximum > 95° F

2

23

23 - 52

Number of Days Per Year With Minimum < 32° F

154

131

130 - 107

Change in Growing, Allergy, & Tick/Mosquito Season^{15,16}

9 days

23 days

24-37 days

Average Annual Precipitation¹⁷

26"

32"

28-35"

Increase in Heavy Precipitation Events (Days with > 1" Rainfall)

N/A

27%

27-55%

Air Conditioning Demand (Cooling Degree Days)

700

1500

1500-2200

Heat Related Increase In Per Capita Electricity¹⁸

N/A

36%

36-53%

Roseville's Climate Risks



Extreme Heat and Weather



Air Quality



Food Insecurity



Infrastructure / Power Failure

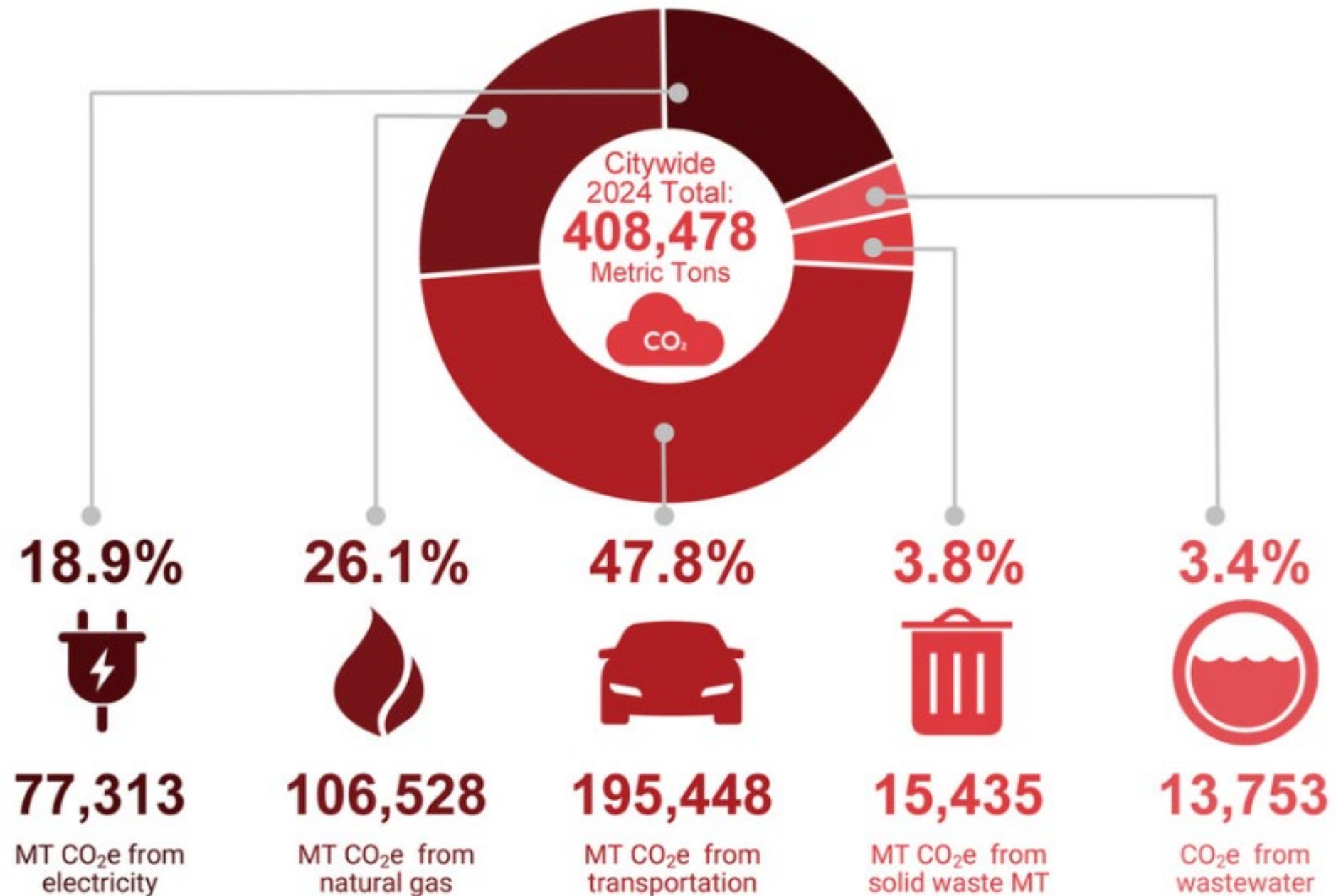


Flooding



Our Process—Baseline Research

Roseville's GHG Emissions²¹



Our Goal

To increase climate resilience and long-term greenhouse gas (GHG) reductions:

2036
54%

Lower GHG emissions
community-wide

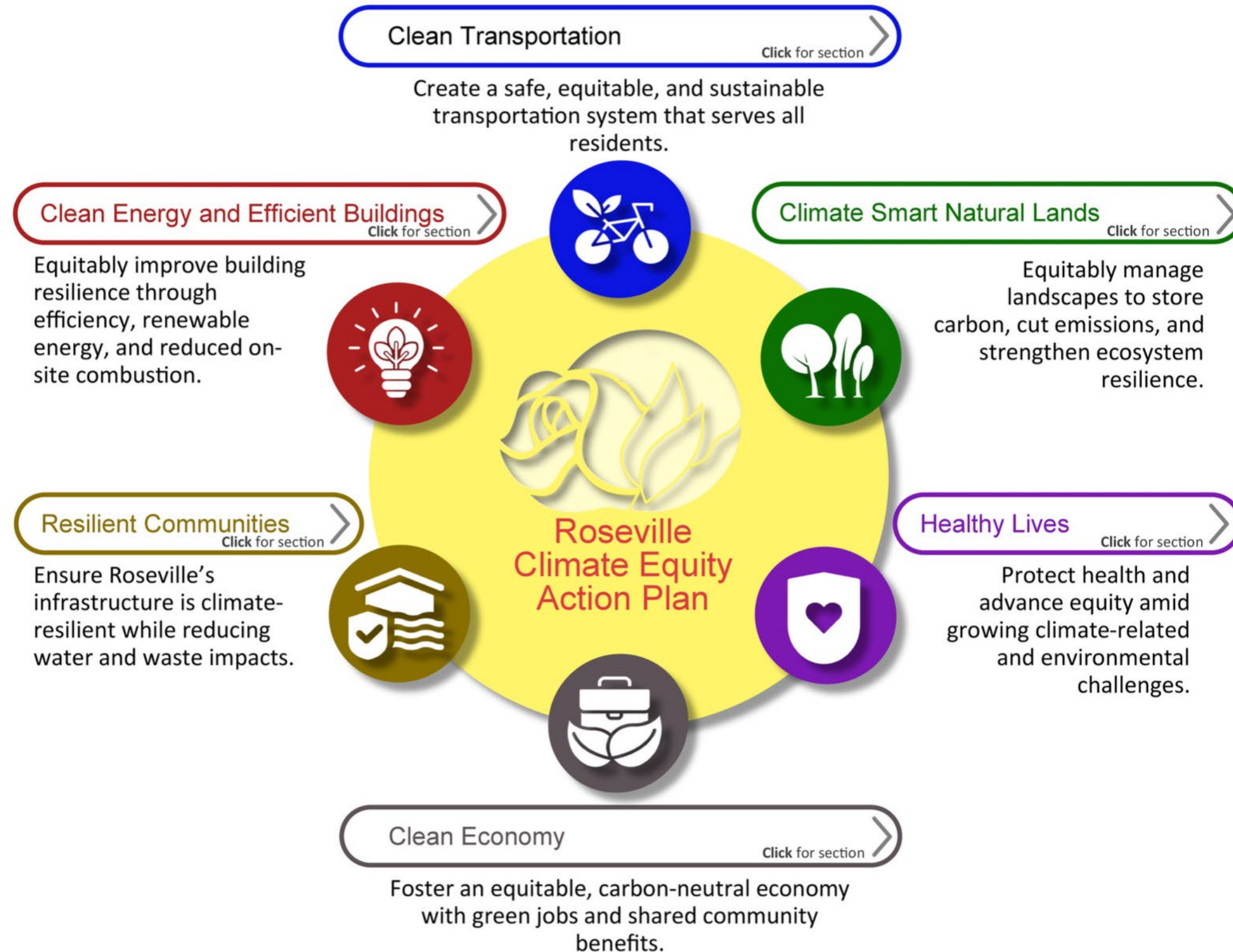


2050
Net Zero

GHG emissions



Plan Framework



Plan Components

Found in each of the plan sectors:

Strategies guide how we achieve our climate action goals.

Strategy
CT 1

Decrease total community wide Vehicle Miles Traveled (VMT) by 7.5% by 2036.



Equity Considerations highlights strategy equity in implementation.



Impact Potential summarizes strategy climate and emissions benefits.



Actions outline steps the City can take to support strategies.



Strategy Metrics indicate how we can measure our progress.



Strategy Metrics

Reported "drive alone" commuter transportation data (US Census); Annual VMT data reported (MNDOT)



ACTIONS

- CT 1-1 Update street design standards and prioritize street funding to improve safety for people walking, biking, using micromobility, and riding transit, while accommodating vehicles. Provide bike and pedestrian safety training for all school-aged children in Roseville, with education for parents and interested adults.
- CT 1-2 Provide bike and pedestrian safety training for all school-aged children in Roseville, with education for parents and interested adults.
- CT 1-3 Conduct Safe Routes to School audits at all schools to identify needed bike and pedestrian safety improvements, encourage non-polluting travel, and explore walking school bus programs. Collaborate with Roseville GreenStep Schools and RAHS Students for Climate Action.
- CT 1-4 Increase enforcement of sidewalk and pedestrian walkway snow removal requirements.
- CT 1-5 Review and update the City's Complete Streets policy and checklist using national best practices that support Climate Action Plan goals, and conduct a community-wide assessment to establish current compliance and set 10-year improvement targets.





Clean Transportation





Create a safe, equitable, and sustainable transportation system that serves all residents.

What We Heard:

59%

of survey respondents support changes in city development rules to favor walkable neighborhoods and business districts.

Sector Goals:

	2024	By 2036
 195,448 metric tons of GHG	57% lower GHG emissions	
 406.7 million Vehicle Miles Traveled	7.5% fewer VMT	
 1.5% Commuters use public transit	3x Increase in public transit use	
 1.6% Battery Electric Vehicles (BEV) registered	15% Registered electric vehicles	





Clean Energy and Efficient Buildings

Equitably improve building resilience through efficiency, renewable energy, and reduced on-site combustion.






What We Heard:

60%

of survey respondents support the City encouraging all rental properties meeting energy efficiency standards.



Sector Goals:

	2024	By 2036
	183,841 metric tons of GHG	54% lower GHG emissions
	351.5 million kWh of electricity used	5% Less electricity use
	20.1 million therms of natural gas used	30% Less on-site fuel combustion
	1.8% Renewable electricity use	20% Renewable electricity use
	20% of homes without on-site fossil fuel combustion	35% of homes without on-site fossil fuel combustion



Resilient Communities

Ensure Roseville’s infrastructure is climate-resilient while reducing water and waste impacts.





What We Heard:

65%

of survey respondents are concerned about climate change impacts on the availability of clean drinking water.



Sector Goals:

	2024	By 2036
 13,753 metric tons of GHG from Wastewater	10% Less wastewater generated and lower GHG emissions	
 15,435 metric tons of GHG from Solid Waste	33% lower GHG emissions	
 41,244 tons of solid waste generated citywide	10% less solid waste generated	
 49.7% Solid waste diversion (organics + recycling)	70% Solid waste diversion (organics + recycling)	



Healthy Lives

Protect health and advance equity amid growing climate-related and environmental challenges.

What We Heard:

63%

of survey respondents are concerned about climate change risks to Roseville's vulnerable people.

Sector Goals:

By 2036



Support
community health amid climate change



Increased
production and access to local food



Reduced
hunger and food waste





Climate Smart Natural Lands




Equitably manage landscapes to store carbon, cut emissions, and strengthen ecosystem resilience.

What We Heard:

62%

of survey respondents are concerned about climate change risks to trees, plants, and ecosystems.

Sector Goals:

	2024	By 2036
	28.6% tree canopy cover citywide	30.3% tree canopy cover citywide
	21.5% lawn cover citywide	19.3% lawn cover (replaced with native grasses)
	21.6% dark impervious surface cover citywide	21.0% dark impervious surface cover citywide





Clean Economy

Foster an equitable, carbon-neutral economy with green jobs and shared community benefits.

What We Heard:

60%

of survey respondents support the City partnering with others to help local businesses understand and become more climate resilient.

Sector Goals:

By 2036



Grow

equitable climate workforce and entrepreneurship

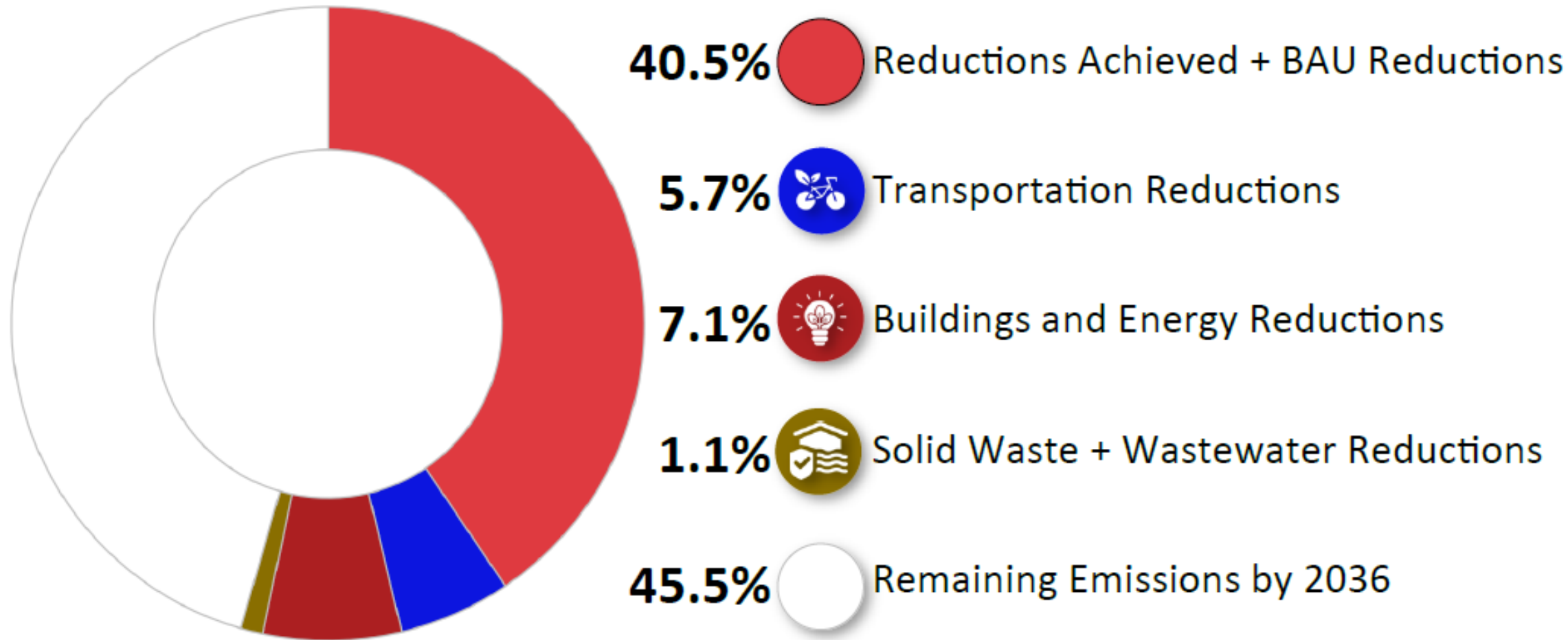


Help

local businesses build climate resilience



Plan Impacts



Potential Economic Savings

Below is the estimated cumulative citywide savings potential from implementing the plan through 2036:

Transportation Economic Potential*:

Sector Savings:	\$215,000,000
Sector Cost Increases:	-\$33,000,000

Potential Sector Net Cost Savings:

\$182,000,000

Buildings and Energy Economic Potential*:

Sector Savings:	\$44,000,000
Sector Cost Increases:	-\$33,000,000

Potential Sector Net Cost Savings:

+ \$11,000,000

Waste Reduction Economic Potential*:

Residential Savings:	\$20,000,000
Commercial Savings:	\$1,000,000

Potential Sector Net Cost Savings:

+ \$21,000,000

Social Cost of Avoided Carbon:

+ \$35,000,000

Estimated Localized
Social Cost of Carbon: \$78 per MT

Cumulative Community Savings Potential:

= \$249,000,000

Draft Plan Review and Input

Council Meeting (4/6/23)

Community Input Workshop (5/4/26)

PWET Commission Meeting (6/23/26)

Detailed Community and Staff Team reviews through 6/8/26

Public online review and input opportunity – open through 6/8/26

Website Hits

	Total	
Plan Webpage:	271	Total Public views
Draft Plan Review landing page:	356	Total Public views
Total individual section Hits	408	Total Section Public views

Survey Review Responses

	Total	
Introduction:	5	
Transportation:	5	
Buildings:	1	
Resilient Commuties	3	
Healthy Lives	2	
Climate Smart Lands	3	
Clean Economy	3	
Implementation	1	
Appendices:	0	
Total individual section reviews	23	Grand Total Review Submissions



Draft Plan Review and Input

Council Meeting (4/6/23)

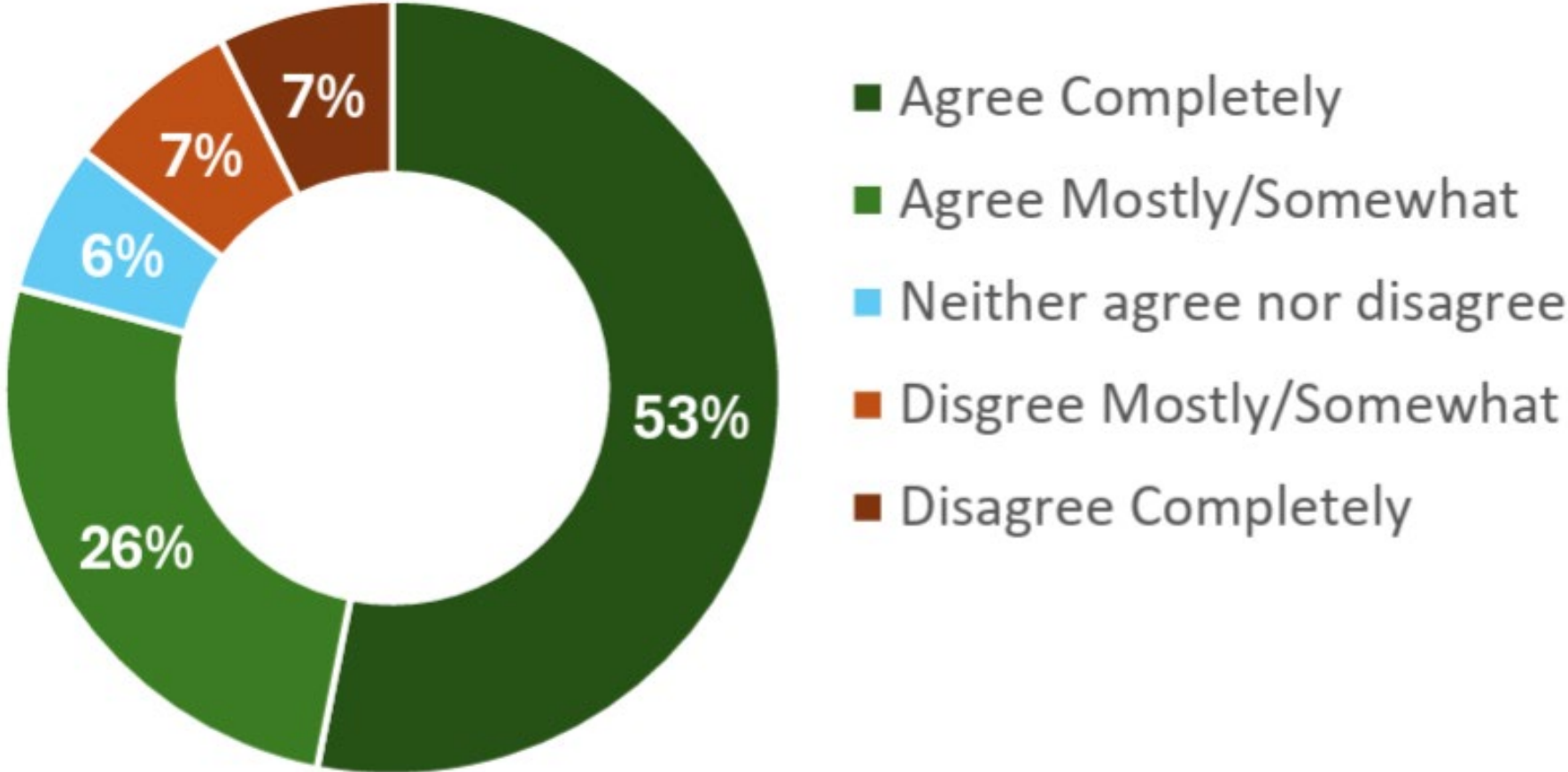
Community Input Workshop (5/4/26)

PWET Commission Meeting (6/23/26)

Detailed Community and Staff Team reviews through 6/8/26

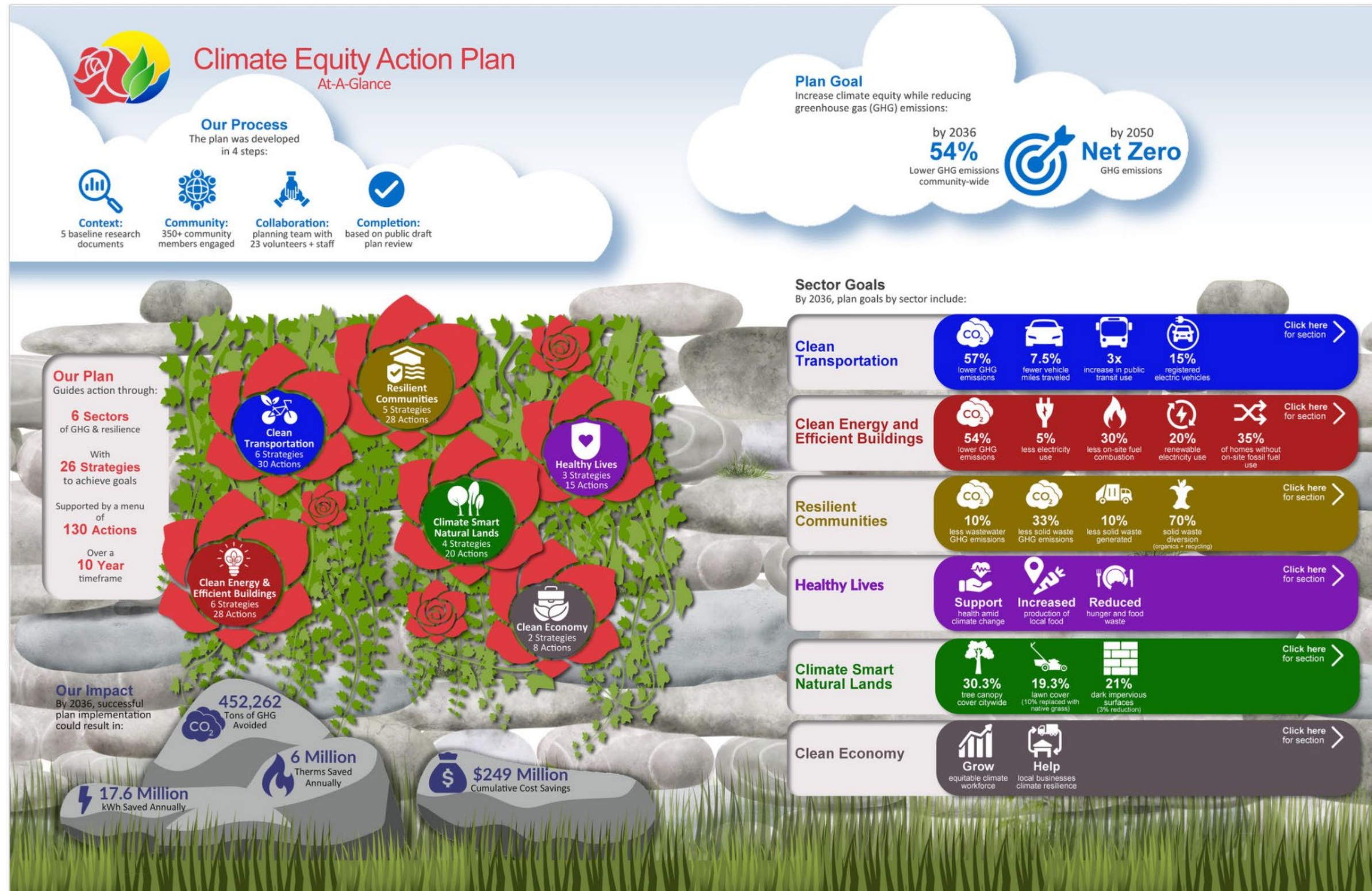
Public online review and input opportunity – open through 6/8/26

All Responses



Revisions Based on Input

Added graphic “Plan at a glance” summary



Revisions Based on Input

Added graphic “Plan at a glance” summary

Added an action to explore establishing ordinance guidance on data center sustainability

RC 3-6 Adopt a sustainable data center ordinance that reduces energy use, water demand, and neighborhood impacts from new or expanded facilities. The ordinance should require clean energy, recycled or non-potable water, energy-efficient cooling, and site design standards that limit noise, visual impacts, and resource use.



Revisions Based on Input

Added graphic “Plan at a glance” summary

Added an action to explore establishing ordinance guidance on data center sustainability

Range of copy edit / corrections from reviews



Developed Implementation Support Tools

Implementation Matrix

City of Roseville Climate Equity Acti Implementation Matrix Search Goals and Actions (use blue box below)		Target Start Year	Lead City Department	External S	Preliminary Budget Assumption	Progress At Review	Examples and Resources For more see: https://palebluedot.llc/roseville-example-ceap-policies
Goal	Action						
Clean Energy and Efficient Buildings							
CEB 1-	CEB 1: Improve total Citywide building energy efficiency 5% for electricity and 15% for natural gas by 2036.						
CEB 1- 1	Collaborate with partners to establish an incentivized program achieving deep energy retrofits for low-income households. Goal: 40 households annually, each achieving >15% energy reductions.				\$\$\$\$	Deep retrofit incentives for 40 low-income households annually may require rebate or grant funding even with utility/state leverage.	Not Started Resources: https://mn.my.xcelenergy.com/s/billing-payment/energy-assistance/income-qualified-home-energy-savings https://mn.gov/commerce/energy/consumer/energy-programs/homes.jsp https://mn.gov/commerce/energy/consumer/energy-programs/save-energy-mn.jsp
CEB 1- 2	Continue to partner with Xcel Energy to promote household participation in the Home Energy Squad program. Maintain funding for and promote availability of Roseville discounted costs for all and income-qualified free participation. Goal: 200 households annually.				\$\$\$	Supporting 200 Home Energy Squad visits annually at discounted/free participation levels is likely in the \$10,000-\$20,000 range depending on cost share.	Not Started Resources: https://mn.my.xcelenergy.com/s/residential/home-services/home-energy-squad ; https://www.mncee.org/home-energy-squad
CEB 1- 3	Following adoption of the 2027 state building code, establish and promote the voluntary use of a Roseville Stretch Energy Code to encourage high efficiency construction. Require projects receiving City funding to meet stretch code and encourage its use by all others.				Staff Time	Developing and promoting a voluntary stretch energy code is primarily policy, code, and outreach work following state code adoption.	Not Started
CEB 1- 4	Partner with Xcel Energy and Minnesota Chamber of Commerce to launch a commercial/industrial energy efficiency audit and upgrade program, modeled on Minnesota Chamber of Commerce's EnergySmart commercial energy savings program with enhanced energy efficiency targets meeting the goals of this plan. Goal: 30 commercial and non-profit properties annually, each achieving >15% energy reductions.				Staff Time	Budget assumes staff time in collaboration with Minnesota Chamber of Commerce existing program. If additional Roseville-specific programming is developed, additional budget may be required for incentives, partner delivery, or technical assistance funding beyond \$20,000.	Not Started Resources: https://www.mnchamber.com/your-opportunity/energy-smart ; https://multifamilyenergysolutions.com/ ; https://mn.gov/commerce/energy/industry-government/technical-assistance/ https://www.mntap.umn.edu/
CEB 1- 5	Consider adoption of an energy benchmarking ordinance.				Staff Time	Considering and drafting a benchmarking ordinance can be handled through policy research, stakeholder engagement, and legal review by staff.	Not Started Example and resources: https://www.hennepin.us/en/your-government/projects-initiatives/efficient-buildings-collaborative ; https://www.mncee.org/building-energy-benchmarking ; https://www.epa.gov/statelocalenergy/benchmarking-and-building-performance-standards-policy-toolkit
CEB 1- 6	Consider adopting a "Dark Sky" lighting ordinance, compatible with municipal street lighting safety standards, to promote ecosystem and human health and reduce exterior lighting energy consumption.				Staff Time	Dark Sky ordinance consideration and drafting can rely on model codes and existing planning/legal review capacity.	Not Started Resource: https://darksky.org/what-we-do/advancing-responsible-outdoor-lighting/darksky-outdoor-lighting-codes/
CEB 1- 7	Establish a "Roseville Energy Challenge" competition to increase participation in energy efficiency programs. Establish annual targets of households/businesses to reach and award incentives for top efficiency achievements.				\$\$	An annual energy challenge may require modest prize/incentive funding, outreach materials, and recognition costs.	Not Started



Developed Implementation Support Tools

Implementation Matrix
Example Policy Database



CLIMATE EQUITY ACTION PLAN - EXAMPLE POLICIES

This page contains example policies supporting some of the strategies and actions included in the **City of Roseville 2026 Climate Equity Action Plan**.

Buildings and Energy

- Energy Disclosure Ordinance Commercial - [City of Minneapolis](#)
- Energy Disclosure Ordinance Commercial - [City of Berkeley](#)
- Energy Disclosure Ordinance - [Residential Time of Sale Disclosure](#) - City of Austin
- Energy Disclosure - [Building Grading Ordinance](#) - New York City
- Energy Disclosure - [Residential Energy Labeling](#) - State of Vermont




Developed Implementation Support Tools

- Implementation Matrix
- Example Policy Database
- CEAP Implementation Team Agenda Structure
- Example / Suggested Policy Alignment Memo

Could be used at commission or council meetings to support review of decisions against CEAP plan





CLIMATE EQUITY ACTION PLAN ALIGNMENT STATEMENT MEMO

Per City Council direction, motions, resolutions, ordinances, or other issues reviewed by the City Council and City Commissions that establish or modify policy, or appropriations shall be accompanied by an Alignment Statement.

DATE: _____

REPORT TO: _____

REPORT FROM: _____

PRESENTER: _____

AGENDA ITEM: _____

POLICY ISSUE: _____

PROPOSED EFFECTIVE DATE: _____

RECOMMENDED ACTION:

CLIMATE ACTION ALIGNMENT

Does the proposal align with one or more of City's Climate Equity Action Plan goals?

YES Which Climate Equity Action Plan goals does this action align with?

NO If not aligned with the City's Climate Equity Action Plan goals, describe whether and how this proposal may conflict with or support one or more of the City's Plan goals.

Does the proposal directly support or implement one or more of City's Climate Equity Action Plan actions?

YES Which Climate Equity Action Plan actions does this proposal support or implement?

NO

Signature of City Official
responsible for submitting policy issue



Q+A

Next Steps



Bring Final Draft Back to Council
Anticipated July 6

After plan adoption, staff will:

Establish a cross-departmental implementation team

Develop annual implementation plans to:

- Identify annual priority actions for staff efforts
- Outline needed resources
- Identify grant and funding sources
- Recommend projects and budgets as needed for council consideration

Establish a coordinated communication campaign to engage public

Explore establishing a volunteer CEAP Implementation support team





ROSEVILLE
SUSTAINABILITY

Climate Equity Action Plan

June, 2026

Table of Contents

Letter From City Council	ii
Plan At A Glance	iii
Introduction	1-1
What Is Climate Action	
What is Climate Equity	
What is a Climate Equity Action Plan	
Planning Process	
Community Engagement	
Roseville Climate Stories	
Roseville Diary 2040	
What We Heard	
Climate Change Impacts	
Roseville's Climate Risks	
Greenhouse Gas Emissions	
Roseville's GHG Emissions	
Our Goal	
Our Plan	
Plan Framework	
Plan Impacts	
Clean Transportation	2-1
Clean Energy and Efficient Buildings	3-1
Resilient Communities	4-1
Healthy Lives	5-1
Climate Smart Natural Lands	6-1
Clean Economy	7-1
Implementation	8-1
What You Can Do	9-1
Create Your Own Climate Action Plan	
Appendix A References	A-1
Appendix B Potential Costs & Savings	B-1
Appendix C Estimated Job Potential	C-1
Appendix D Glossary of Terms	D-1
Appendix E Acknowledgements	E-1

Climate Equity


recognizes climate impacts are not felt equally and works to ensure fair access to the benefits, resources, and protections of climate action.

Climate Action

deliberate implementation of strategies, policies, and practices that cut greenhouse gas emissions and help address climate change.

Click to Navigate:

Click on any section in the TOC above to navigate to that section.

Click on the return icon  on any page to return to the TOC

Letter From City Council

Pending





Climate Equity Action Plan

At-A-Glance

Our Process

The plan was developed in 4 steps:



Context:

5 baseline research documents



Community:

350+ community members engaged



Collaboration:

planning team with 23 volunteers + staff



Completion:

based on public draft plan review

Our Plan

Guides action through:

6 Sectors

of GHG & resilience

With

26 Strategies

to achieve goals

Supported by a menu of

131 Actions

that can be taken

Over a

10 Year

timeframe

Clean Transportation
6 Strategies
30 Actions

Resilient Communities
5 Strategies
29 Actions

Healthy Lives
3 Strategies
15 Actions

Climate Smart Natural Lands
4 Strategies
20 Actions

Clean Economy
2 Strategies
8 Actions

Clean Energy & Efficient Buildings
6 Strategies
28 Actions

Our Impact

By 2036, successful plan implementation could result in:



452,262

Tons of GHG Avoided



6 Million

Therms Saved Annually



17.6 Million

kWh Saved Annually



\$249 Million

Cumulative Cost Savings

Plan Goal

Increase climate equity while reducing greenhouse gas (GHG) emissions:

by 2036
54%
 Lower GHG emissions
 community-wide



by 2050
Net Zero
 GHG emissions

Sector Goals

By 2036, plan goals by sector include:

Clean Transportation



57%
 lower GHG
 emissions



7.5%
 fewer vehicle
 miles traveled



3x
 increase in public
 transit use



15%
 registered
 electric vehicles

[Click here
 for section](#) >

Clean Energy and Efficient Buildings



54%
 lower GHG
 emissions



5%
 less electricity
 use



30%
 less on-site fuel
 combustion



20%
 renewable
 electricity use



35%
 of homes without
 on-site fossil fuel
 use

[Click here
 for section](#) >

Resilient Communities



10%
 less wastewater
 GHG emissions



33%
 less solid waste
 GHG emissions



10%
 less solid waste
 generated



70%
 solid waste
 diversion
 (organics + recycling)

[Click here
 for section](#) >

Healthy Lives



Support
 health amid
 climate change



Increased
 production of
 local food



Reduced
 hunger and food
 waste

[Click here
 for section](#) >

Climate Smart Natural Lands



30.3%
 tree canopy
 cover citywide



19.3%
 lawn cover
 (10% replaced with
 native grass)



21%
 dark impervious
 surfaces
 (3% reduction)

[Click here
 for section](#) >

Clean Economy



Grow
 equitable climate
 workforce



Help
 local businesses
 climate resilience

[Click here
 for section](#) >

Introduction





Roseville 2040, A Collective Vision of Our Future

Walking through Roseville on a sunny afternoon, the city feels vibrant with native wildflowers and pollinator habitats replacing many traditional lawns. Children climb trees, run through open green spaces, and pick fruit from neighborhood food forests. Safe bike paths are busy with neighbors heading to parks and cafés, while curbside organics bins and reuse centers make zero-waste living easy.

At the coffee shop, conversations often turn to fairness. Residents talk about how climate solutions—from renewable energy to community gardens—should be accessible to everyone, including renters and people living in multifamily housing. Neighbors share resources and knowledge so all residents, especially communities of color and lower-income households, can benefit from a healthier environment.

In Roseville, “resilient” means caring for one another and the planet. It’s leaving the city better than we found it. It’s making sure climate-friendly choices are available to all. It’s weaving respect and empathy into every decision.



Introduction

What Is Climate Action?

Climate action includes the steps a community takes to reduce greenhouse gas emissions (mitigation) and prepare for climate impacts (adaptation and resilience). In Roseville, this means lowering emissions from buildings, transportation, and waste while guiding future growth in ways that reduce environmental impacts and strengthen the City's ability to respond to changing weather and economic conditions.

Climate action also improves quality of life by lowering energy costs, supporting local jobs, and creating healthier, more connected neighborhoods. Roseville's Climate Equity Action Plan translates regional, state, and global climate goals into practical local strategies so the community can grow responsibly while building a resilient and sustainable future.

What Is Climate Equity?

Climate equity recognizes that historical and systemic inequities—such as discrimination affecting low-income communities and communities of color—have shaped who is most exposed to environmental risks and who has access to resources. Advancing climate equity means ensuring all residents have fair access to programs, funding, information, and opportunities to reduce their environmental impact and strengthen resilience. It also involves prioritizing investments and policies that reduce existing disparities so the benefits of climate action—such as cleaner air, lower energy costs, safer neighborhoods, and economic opportunities—are shared across the entire community.

What is The Roseville Climate Equity Action Plan?

The Roseville Climate Equity Action Plan (CEAP) is a detailed roadmap outlining strategies and actions to reduce GHG emissions and build resilience to climate impacts while supporting and building equity within the community. Roseville's CEAP guides action for municipal operations as well as community-wide climate action.

Co-Benefits of Climate Planning

Climate policies can lower costs and improve health. Cutting GHG emissions—especially in buildings, transportation, and energy—also brings cleaner air, lower health risks, stronger economies, and greater resilience.^{1,2,3,4,5,6,7} Together, these benefits can enhance quality of life.



Cost Savings

Lower costs through efficiency and reduced resource use.



Less Pollution

Cleaner air, water, and less waste.



Energy Resilience

Reliable energy during disruptions and extreme weather.



Community Resilience

Better preparedness, infrastructure, and support during disruptions.



Safe Streets

Safer streets for walking, biking, and driving.



Better Mobility

More transportation options and better access.



Healthier Habitats

More biodiversity, greenspace, and healthier ecosystems.



Quality of Life

Better health, comfort, and community well-being.



Planning Process

11 months Planning timeframe	350+ Community members engaged	12 Community listening sessions and planning meetings	2 Online community surveys	23 Planning team members and city staff	5 Foundational research study documents
--	--	---	--------------------------------------	---	---

The Roseville Climate Equity Action Plan was developed through an inclusive, community-driven process led by a diverse team of community members, institutions, and City staff. From October 2025 through March 2026, the 12-member volunteer Climate Justice Advisory Group and the 11-member staff and agency planning team met in facilitated workshops to explore challenges, identify opportunities, and shape strategies across each sector of the plan.

Research Based Plan

To inform the plan’s goals and actions, the planning team completed four foundational assessments. These studies identified local risks, emissions trends, and other key metrics. The Climate Action Baseline Assessment summarized these findings, highlighted major community metrics, and introduced initial sector goals. Click the icons below to view the documents:



Climate Action Baseline Study

Summarized key metrics, peer comparisons, and draft sector goals.



Climate Vulnerability Assessment

Identified climate risks, vulnerable populations, and adaptation priorities.



Community-Wide GHG Inventory

Measured community and municipal greenhouse gas emissions.



Ground Cover, Tree Canopy, and Sequestration Study

Assessed canopy, ground cover, heat island effects, and carbon benefits.




Community-Wide Renewable Energy Potentials Study

Evaluated solar potential, benefits, and renewable energy opportunities.



Community Engagement

Community engagement remained central throughout the process. Citywide surveys, public meetings, and Climate Art and Climate Storytelling initiatives gave residents multiple ways to share their experiences, priorities, and ideas. That input, combined with technical analysis and lessons from climate planning efforts across Minnesota and the nation, helped inform the plan’s goals and actions. The result is a community-shaped plan that reflects Roseville’s values and vision for a more resilient future.



Roseville Climate Stories

We often read about the facts or statistics about climate change, but we don't often hear about the life experiences of the climate crisis. The Roseville Climate Stories Project invited community members to share their climate stories, along with their hopes and visions for Roseville's climate future. Participants could join the Roseville Diary 2040 collective storytelling initiative or submit their own climate story through writing, video, or art.

Roseville Diary 2040

Roseville Diary 2040: A Climate Futures Storytelling initiative invited residents to imagine a resilient future for the community. Through the "Diary 2040" project, people shared their hopes and ideas for what Roseville can become. Taken together, these stories shaped a set of future-oriented themes featured at the start of each plan sector and helped inspire the goals and actions developed throughout the Climate Equity Action Plan.



Look for the book icon for Roseville Diary 2040 entries.





Across through
the city
lights

♪♪ The Climes
they are ♪♪
♪♪ a-changin' ♪♪

By: Kristen Olsrud

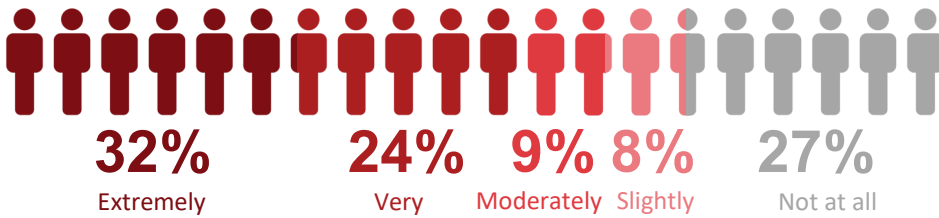


What We Heard

The City of Roseville conducted an online survey from August 20, 2025 through February 1st, 2026 to gather community input on climate concerns, needs, opportunities, and priorities. The survey received 282 responses.

Concerns About Climate Change

Respondents rated how concerned they feel about climate change impacts for Roseville:



Climate Change Experience

Respondents indicated what, if any, signs of climate change they have noticed and if any have personally impacted them:

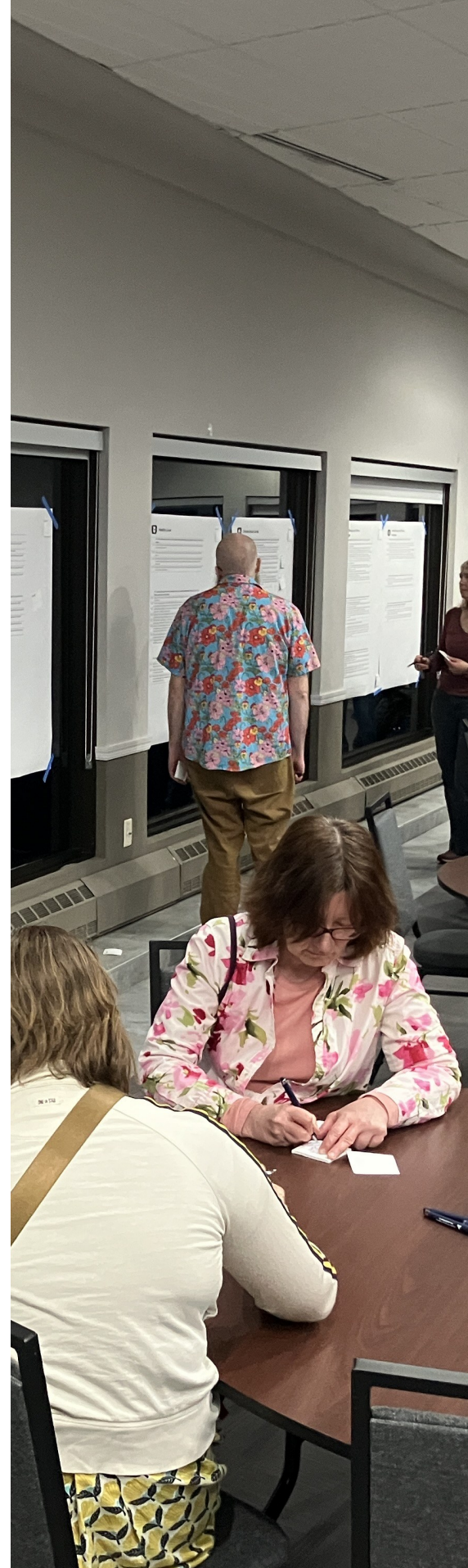



82%

of respondents have noticed signs of climate change - including **41%** who are not at all concerned about it.

76%

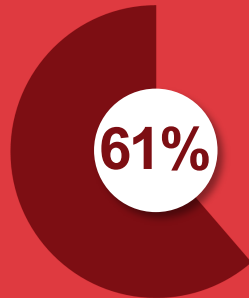
of respondents have been personally impacted by Climate Change - including **29%** who are not at all concerned about it.



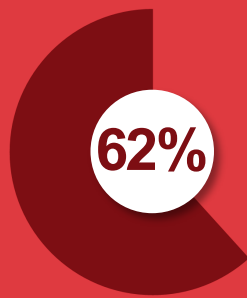


The City's Role in Climate Action

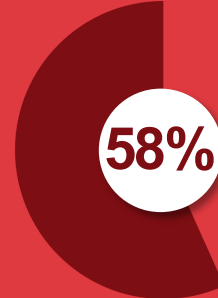
Respondents reported that they agree or strongly agree...



Prepare for climate impacts.



Reduce greenhouse gas emissions.



Be a leader in climate action.

Key Themes:

Respondents support of example action strategies include:

Transportation

Top 3 Strategies:

Development rules to favor walkable neighborhoods and business districts | **59%**

Replacing City fleet with electric vehicles | **54%**

Installing electric vehicle charging stations for public use | **50%**

Buildings

Top 3 Strategies:

City installing cost-effective renewable energy at City properties | **59%**

All rental properties to meet energy efficiency standards | **58%**

City incentives for energy and water efficiency, and solar readiness | **57%**

Solid Waste

Top 3 Strategies:

Expand food recycling / compost collection service | **62%**

Incentivizing recycling of construction materials | **62%**

Require multi-family buildings to offer recycling on-site for residents | **61%**



Survey Summary

For More Information (click icon)



Climate Change Impacts

The Hottest

25 Hottest Global Years on Record¹⁰

Climate change is a global issue with serious local impacts. Scientists agree that rising greenhouse gas emissions are destabilizing Earth's climate. Twenty-four of the 25 hottest years on record have occurred since 2000. In Minnesota, much of the state has warmed nearly 3°F over the past century, causing drier soils and a 20% increase in heavy rain events.^{8,9,10}

Climate Change in Roseville


Roseville is already experiencing these changes. Between 1980 and 2018, the city saw rising average temperatures, more days above 95°F, more heavy rain events, and fewer days below 32°F.^{11,12} One of the most notable shifts are in precipitation patterns. While overall annual precipitation has increased, the change is uneven. Fall and winter precipitation rose up to 15.5%, while spring and summer levels remained largely unchanged.¹³

Climate Projections for Roseville¹⁴

Over their lifetime, a child in Roseville can expect:



Climate Conditions	Baseline	Mid-Century (2050 average)	End of Century (2100 average)
Average Daily Maximum Temperature	55° F	62° F	62° F to 67° F
Number of Days Per Year with Maximum > 95° F	2	23.4 (1300% increase)	23 to 52 (up to 2889% increase)
Number of Days Per Year With Minimum < 32° F	154	131.3 (15% decrease)	130 to 107 (up to 31% decrease)
Change in Growing, Allergy, & Tick/Mosquito Season ^{15,16}	9 days	23 days (253% increase)	24 to 37 days (up to 415% increase)
Average Annual Precipitation ¹⁷	26"	32" (124% increase)	28 to 35" (up to 136% increase)
Increase in Heavy Precipitation Events (Days with > 1" Rainfall)	3.3	4 (27% increase)	4 to 5 (up to 55% increase)
Air Conditioning Demand (Cooling Degree Days)	700	1500 (114% increase)	1500 to 2200 (up to 214% increase)
Heat Related Increase In Per Capita Electricity ¹⁸	N/A	36%	36 to 53%



Roseville's Climate Risks

The anticipated climate changes in Roseville over the next few decades pose potential risks to residents, with certain populations—such as children, seniors, and individuals with disabilities—being more vulnerable to these impacts. Below are some of the most notable risks to the community.¹⁴



Extreme Heat and Weather

Some people face greater risks from severe storms, flooding, and heat waves.²⁸ Heat stress is more likely for those with diabetes or heart disease, as well as people affected by socioeconomic factors, age, and neighborhood land cover.



Air Quality

Climate change is anticipated to impact air quality through various channels, including higher levels of allergens and pollen, increased regional ozone concentrations, greater risks of smoke from wildfires, and elevated particulate pollution and dust.



Food Insecurity

Climate change is likely to destabilize cropping systems, interrupt transportation networks, and trigger food shortages and spikes in food cost.



Infrastructure / Power Failure

Extreme weather, flooding, and growing climate variability threaten aging infrastructure. Power outages, damaged roads and bridges, and water system failures can disrupt essential services and create serious risks for the community—especially to those most vulnerable.



Flooding

The latest National Climate Assessment finds that heavy precipitation is already increasing in Minnesota and across the United States. These intense rainfall events are expected to become more frequent, increasing the risk of river and lake flooding as well as flash flooding.

GHG Mitigation can avoid 57,000 premature deaths in the United States annually by 2100.

- United States Environmental Protection Agency¹⁹



For More Information (click icon)



Greenhouse Gas Emissions

What Are Greenhouse Gases?

A greenhouse gas (GHG) is a molecule in the atmosphere which does not react to light energy in the visible range (like sunlight), but does react to light energy in the infrared range-like that which is emitted from the Earth after being warmed by the sun. The most common greenhouse gases include carbon dioxide (CO₂), methane (CH₄), and nitrous oxide (N₂O).²⁰

Where do GHGs come from?



Energy

Emissions are produced from the combustion of natural gas, coal, and other fossil fuels primarily for heating, cooling, and electricity generation.



Solid Waste

Emissions in the inventory estimate the decomposition of biodegradable waste (e.g., food and yard waste) in the landfill.



Mobile Combustion

Emissions come from the combustion of fossil fuels for ground transportation and air travel.

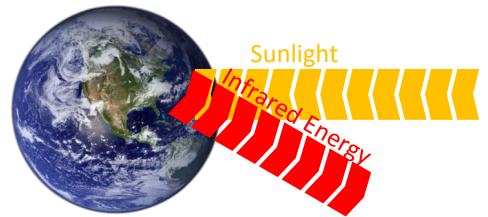


Wastewater

Emissions from energy uses are calculated for the collection and treatment of wastewater.

Earth's Infrared Energy

When sunlight strikes the Earth, it warms the surface and becomes heat energy – or infrared energy. This infrared energy then radiates back towards space.



The Greenhouse Effect

Our atmosphere is made up of both Non-Greenhouse and Greenhouse Gases.²⁰

Non-Greenhouse Gases do not react to visible light, nor infrared energy. That means both sunlight and infrared energy pass through them unaffected, allowing Earth's heat energy to radiate into space.

Greenhouse Gases also do not react to visible light, however, they DO react to infrared energy, trapping and reflecting Earth's heat energy back, warming the planet. This is known as the Greenhouse Effect.

Why do GHGs Matter?

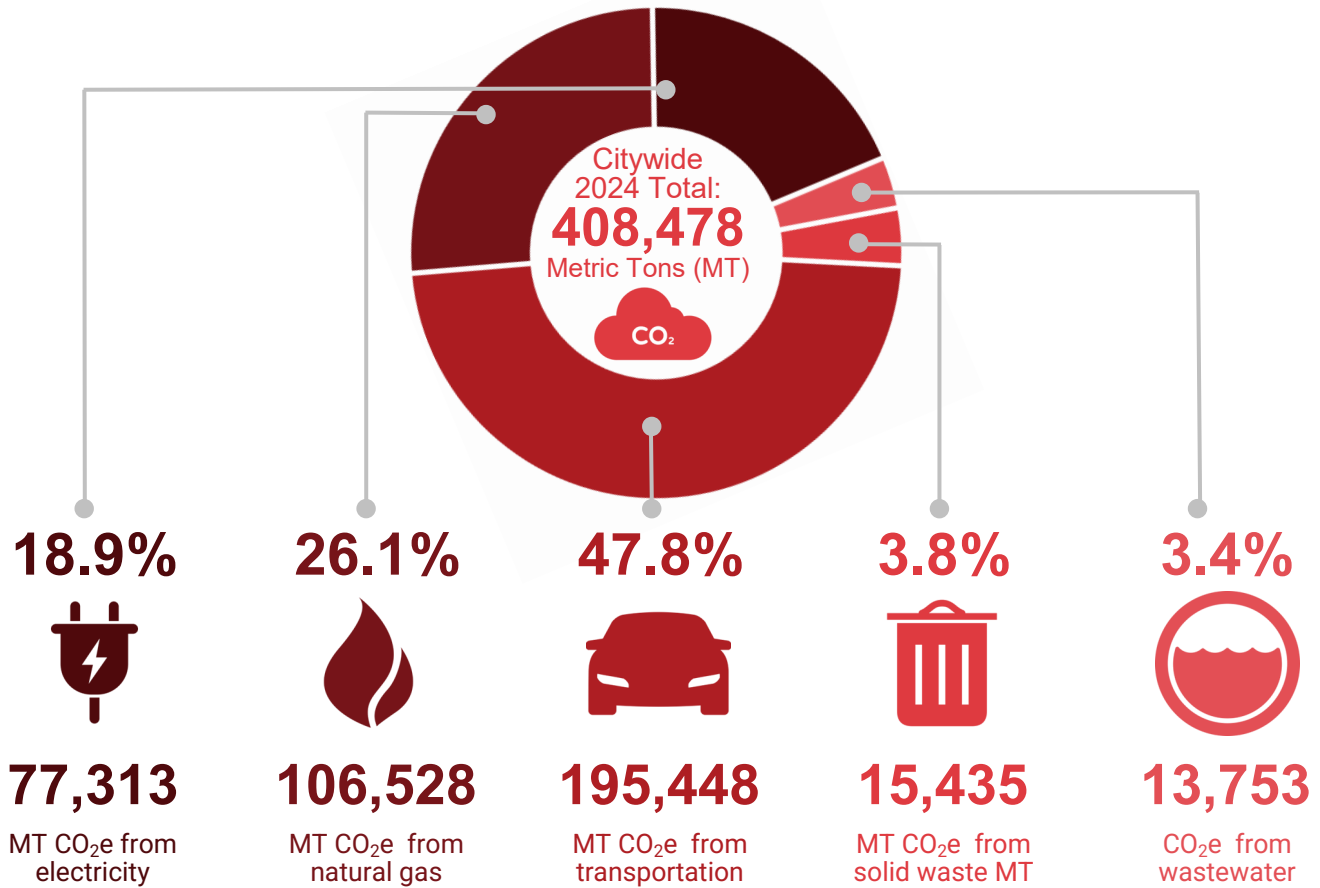
GHGs let the sun's light shine onto the Earth's surface, but they trap the heat that reflects back up into the atmosphere. In this way, they act like the insulating glass walls of a greenhouse. The more GHGs there are, the more heat that is trapped in our atmosphere and the more we experience the impacts of global warming.

What can we do to reduce GHGs?

Greenhouse gases can be reduced by making changes within the key greenhouse gas sectors within our community—particularly through the reduction and elimination of fossil fuel combustion and the advancement of clean energy sources.



Roseville's GHG Emissions²¹



Inside The Numbers:²¹

Non-residential kWh used: 256,018,000
 Residential kWh used: 95,473,000
 Customer-owned renewable share: 11% (on-site and utility purchase)

Non-residential therms used: 12,205,000
 Residential therms used: 7,798,000

Total Vehicle Miles Traveled (VMT): 406,666,000
 Gasoline consumed (est): 15,738,000 gallons
 Diesel fuel consumed (est): 6,010,000 gallons
 Electric Vehicle (EV) share of total: 1.6%

Total solid waste generated: 22,272 tons
 Solid waste landfilled: 4,891 tons
 Solid waste used for waste-to-energy: 15,891 tons
 Solid waste recycled: 12,686 tons
 Organic solid waste recycled/composted: 7,776 tons



For More Information (click icon)



Our Goal

This plan aligns with science-based emissions targets to help limit warming to 2°C above pre-industrial levels, reducing climate risks.^{22,23} The CEAP includes both near- and long-term goals. These community-wide targets are reflected across each sector. Sector goals are designed to share reductions across all areas, support overall emissions targets, and drive achievable progress beyond business as usual.

City of Roseville interim GHG goal:
“To reduce citywide GHG emissions 54% below 2016 levels by 2036.”²⁴

City of Roseville’s long-term GHG goal:
“To achieve net zero emissions by 2050.”^{24,25}

Our Plan

The plan provides organization for City operations and community-wide climate action. It includes an implementation section and six sectors focused on reducing emissions and building climate resilience. See Plan Framework for a description of each sector.

Each sector includes strategies—or goals—and a menu of specific actions to guide implementation. Each strategy is supported with a review of equity considerations and impact potential. See below for a description of each of these components found throughout the plan:

Plan Components

Found in each of the plan sectors:

Strategies guide how we achieve our climate action goals.



Equity Considerations highlights strategy equity in implementation.



Impact Potential summarizes strategy climate and emissions benefits.



Actions outline steps the City can take to support strategies.



Strategy Metrics indicate how we can measure our progress.

Equity In Plan Actions

The Climate Justice Advisory Group used equity screening criteria to review, refine, prioritize, and finalize actions for the Roseville Climate Equity Action Plan. This process helped embed equity into actions across all plan strategies. The equity screening criteria were:

Transgenerational equity and sustainability: considers future generations, avoids long-term burdens, and includes funding, implementation, and accountability mechanisms.

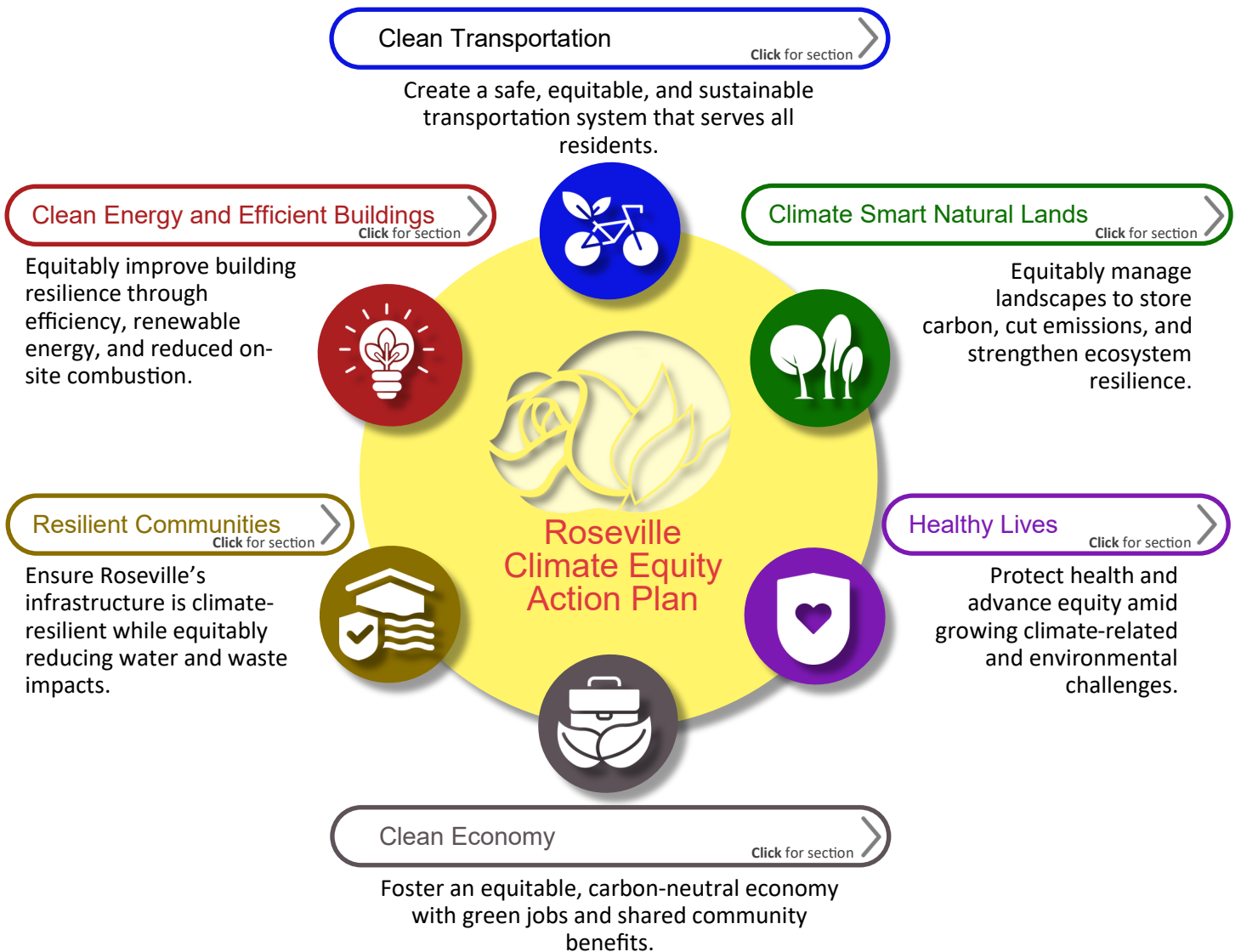
Capacity and implementation feasibility: ensures the City and partners have staffing, expertise, partnerships, and funding to implement equitably.

Health and environmental justice: advances equity, improves health and resilience, expands opportunity, and reduces disproportionate environmental burdens on marginalized communities.



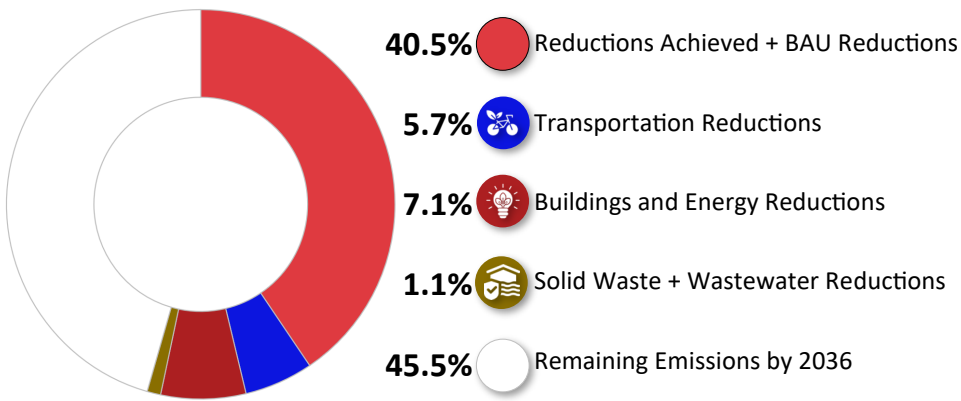
Plan Framework

The plan framework includes six GHG reduction and climate resilience sectors. These six sectors are organized to align with the State of Minnesota’s 2026 Climate Action Framework and the Ramsey County 2024 Climate Equity Action Plan.^{26,27} See below for a brief description of each of the plan’s sectors. Click the arrows below to view each section.



Plan Impacts

This plan outlines long-term strategies and actions to cut emissions. Their projected impact was modeled based on reductions in energy and fuel use, along with increased adoption of renewable energy and low- and zero-emission transportation. If fully implemented, the plan is projected to reduce citywide annual GHG emissions to 294,696 MT CO₂e by 2036—54.5% below 2016 levels. Over the 10-year implementation period, cumulative reductions are estimated to exceed 452,262 MT CO₂e, equivalent to eliminating more than 8.87 billion cubic feet of greenhouse gases by 2036.



Note: Reductions Achieved refer to emissions reductions that have occurred since 2016 based on the City of Roseville Community GHG Inventory. 'Business-as-Usual' (BAU) Reductions are anticipated reductions resulting from existing requirements or commitments, such as federal vehicle fuel efficiency standards and electric utility carbon-reduction commitments, which are outside the scope of this plan.

Potential Economic Savings

Below is the estimated cumulative citywide savings potential from implementing the plan through 2036:

Transportation Economic Potential*:

Sector Savings: \$215,000,000
Sector Cost Increases: -\$33,000,000

Potential Sector Net Cost Savings:

\$182,000,000

Buildings and Energy Economic Potential*:

Sector Savings: \$44,000,000
Sector Cost Increases: -\$33,000,000

Potential Sector Net Cost Savings:

+ \$11,000,000

Waste Reduction Economic Potential*:

Residential Savings: \$20,000,000
Commercial Savings: \$1,000,000

Potential Sector Net Cost Savings:

+ \$21,000,000

Social Cost of Avoided Carbon:

+ \$35,000,000

Estimated Localized Social Cost of Carbon: \$78 per MT

Cumulative Community Savings Potential:

= \$249,000,000

* Estimated community-wide costs and savings are based on achieving overall goals, not individual actions. They exclude potential economic benefits from job creation and new businesses. See the appendix for details on how cumulative costs and savings were calculated.







Clean Transportation



**Roseville,
June 12, 2040**

This morning I stepped outside and, like most days, decided to walk instead of drive. It's just easier now. Nearly every street has sidewalks, and the bike lanes and trails connect the whole city. I passed three neighbors riding bikes to work and a group of kids heading to school along the tree-lined path near our house.

We still have a car, but we share just one now. Between electric buses, bikes, and safe walking routes, we rarely need it. Most of the cars I do see are electric and quiet. Some of the old busy streets have even become greenways and community gardens. It's strange to remember when traffic used to dominate those spaces. Now they feel alive with people, trees, and wildflowers. Getting around Roseville feels less like commuting and more like being part of the community.



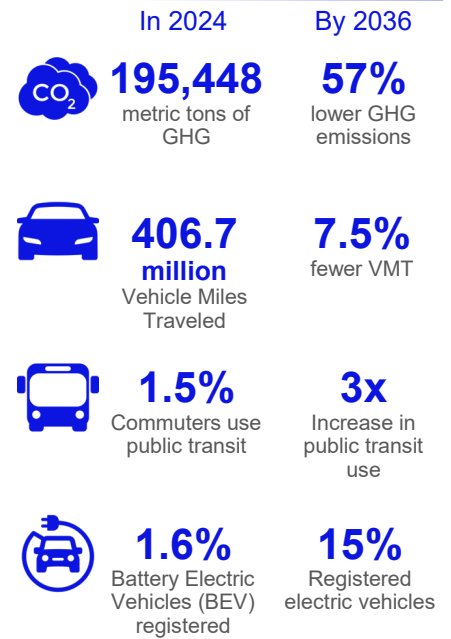
Transportation is integral to daily life but also a major source of energy consumption and emissions. Personal vehicles, trucks and off-road equipment still depend mostly on petroleum fuels, so changes in mobility patterns play a pivotal role in meeting climate goals. Electrifying vehicles—cars, buses and even heavy equipment—offers one solution. As battery technology improves and costs fall, plug-in vehicles can replace gasoline and diesel models. Cities can accelerate the shift by installing public chargers, electrifying municipal fleets and encouraging alternative technologies like hydrogen or renewable diesel for applications where batteries are less practical.

Equally important is reducing the need to drive. Compact neighborhoods, effective and reliable public transit, and safe, connected routes for walking and biking help people choose low-carbon modes. Micromobility options such as e-bikes and scooters fill the gap between walking and driving, while car-sharing and on-demand shuttles can reduce the number of vehicles on the road. Telecommuting and flexible schedules limit peak-hour trips, saving energy and time. When transportation and land-use decisions are coordinated—placing housing, jobs and amenities closer together—people make shorter trips and can rely more on transit or active travel.

These strategies provide benefits beyond emissions reductions. Less traffic means quieter streets, cleaner air and fewer respiratory illnesses. More walking and cycling promote physical activity and social interaction. By ensuring that new mobility services and infrastructure reach all neighborhoods, cities can improve equity and access to opportunity. A well-planned transportation system built on electrification, mode shift and thoughtful development creates a cleaner, healthier and more inclusive community.

Developing workforce training for EV maintenance and ensuring that people who rent or live in multifamily buildings have access to convenient charging are also crucial. Planning for transition of heavy equipment and vehicles may require alternative fuels such as renewable diesel or hydrogen, and supportive policies can spur innovation in these sectors. Thoughtful planning for charging infrastructure, including fast chargers along corridors and curbside chargers in dense neighborhoods, makes it easier for everyone to adopt electric mobility.

Sector Goals:



What We Heard:

59% of survey respondents support changes in city development rules to favor walkable neighborhoods and business districts.





Equity Considerations

Roseville’s VMT strategies should prioritize neighborhoods where low-income residents, people of color, seniors, and people with disabilities lack safe walking and biking infrastructure. Street design updates and Complete Streets funding should focus on these areas. Safety training and Safe Routes to School audits should be free, multilingual, and prioritize schools serving vulnerable students. Snow removal enforcement should include assistance programs. EV car share and micromobility programs should offer reduced-rate, cash-based memberships and stations in underserved areas. Bike and e-bike incentives should include subsidies for low-income households and repair support. Ongoing community engagement and anti-displacement measures are essential to ensure benefits are shared equitably.



Impact Potential

Community-wide vehicle miles traveled (VMT) in Roseville was 406.7 million miles in 2024. Although the city has seen a 10.9% decrease in total VMT since 2016, VMT per household has increased 14.2% since 2020.¹

Decreasing total city-wide vehicle miles by 7.5% will decrease vehicle miles traveled by more than 30 million miles and reduce city-wide GHG emissions by over 14,000 metric tons annually. Increasing availability and safety of bike and walking routes to schools, retail hub, and recreation centers can support reduced vehicle use for other types of daily trips.⁷



Strategy Metrics

Reported “drive alone” commuter transportation data (US Census); Annual VMT data reported (MNDOT)



ACTIONS

- CT 1-1 Update street design standards and prioritize street funding to improve safety for people walking, biking, using micromobility, and riding transit, while accommodating vehicles.

- CT 1-2 Provide bike and pedestrian safety training for all school-aged children in Roseville, with education for parents and interested adults.

- CT 1-3 Conduct Safe Routes to School audits at all schools to identify needed bike and pedestrian safety improvements, encourage non-polluting travel, and explore walking school bus programs. Collaborate with Roseville GreenStep Schools and RAHS Students for Climate Action.

- CT 1-4 Increase enforcement of sidewalk and pedestrian walkway snow removal requirements.

- CT 1-5 Review and update the City’s Complete Streets policy and checklist using national best practices that support Climate Action Plan goals, and conduct a community-wide assessment to establish current compliance and set 10-year improvement targets.

- CT 1-6 Implement the Roseville Bike Plan and accelerate construction of protected on-street and off-street bike lanes, sidewalks, crosswalks, bike racks, and other active transportation infrastructure in high-need areas.

- CT 1-7 Introduce EV car share, e-bike share, or scooter share near retail and business areas, prioritizing locations near transit to support first- and last-mile connections. Require programs to provide proper use and safety education resources.

- CT 1-8 Create and promote equitable incentives that support adoption of alternative mobility, including bike and eBike ownership.





Equity Considerations

To increase ridership equitably, Roseville should preserve affordable housing near bus routes and adopt anti-displacement measures so transit-dependent residents are not priced out. Exploring opportunities for free or discounted transit passes for youth, low-income households, seniors, and people with mobility challenges can also have an impact. Providing multilingual outreach and partnering with businesses to expand employer-sponsored transit passes and Guaranteed Ride Home programs can support Roseville’s workers. Finally, advocating with Metro Transit for higher-frequency service, improved shelters, and dedicated lanes on routes serving low-income neighborhoods and people with disabilities can help ensure transit works well for those who rely on it most.



Impact Potential

Since 2013, commute time for Roseville's 33,000 workers has averaged 20.7 minutes. About 94% commute in from outside the city, while 88% of employed residents work elsewhere.^{3,4} With vehicle operating costs at \$0.77 per mile, each 1% shift to public transit could reduce driving by 1.7 million miles and save commuters over \$1,300,000 annually.¹²



ACTIONS

- CT 2-1 Preserve and enhance affordable housing, especially near bus service, to prevent displacement of vulnerable populations

- CT 2-2 Explore establishing free transit passes for youth, households with low incomes, seniors, and individuals with restricted mobility. Collaborate with schools to promote transit and fare options available.

- CT 2-3 Partner with Metro Transit, Roseville Area Schools, and others to create and share educational materials on public transit options and resources.

- CT 2-4 Collaborate with local businesses to promote and expand Metro Transit’s Guaranteed Ride Home and employer-sponsored transit pass programs for employees and students.

- CT 2-5 Advocate for better bus frequency, reliability, efficiency, and shelters (especially on streets without sidewalks). Work with Metro Transit and Ramsey County to expand dedicated lanes, routes, and high-frequency service that improves travel-time equity with driving, prioritizing routes serving low-income areas, employment centers, and people with mobility challenges.



Strategy Metrics

Reported public transit commuter data (US Census, Metro Transit, AllTransit)



Increase battery electric vehicle (BEV) use to 20% of vehicles on the road by 2036.
(from approximately 407 vehicles to 3,978 vehicles citywide).



Equity Considerations

Roseville’s EV Roadmap should identify charging gaps in low-income and multifamily neighborhoods and prioritize investments in these areas, where renters and communities of color often lack home charging and face higher pollution exposure. Updating the EV-ready ordinance can help close these gaps. EV-ready requirements are low-cost “easy wins” that future-proof affordable housing by requiring an EV-ready space per unit and low-power Level 2 receptacles. Transitioning waste haulers and buses to zero-emission vehicles can also reduce disproportionate diesel impacts. Targeted incentives can support electrifying lawn equipment and installing charging in apartment buildings, helping reduce localized emissions. Community education should partner with schools and trusted organizations, as many underserved residents lack awareness of EV performance, benefits, and available incentives.



Impact Potential

Transitioning to low- and zero-emission vehicles is essential for long-term emission reductions. EVs reduce emissions by 50–70% and offset battery impacts within two years. EVs can also benefit from emerging battery recycling systems that recover 95% of materials.^{6,7,8,9} Roseville has just 407 BEVs out of roughly 26,000 vehicles, but sales trends show rapid growth.^{3,10,11} Each 1% shift to EVs can cut up to 1,100 MT CO₂e per year.^{1,12}



ACTIONS

- CT 3-1 Create a citywide EV Roadmap that assesses charging infrastructure, forecasts demand, identification of ideal locations for charging stations, and guides expansion across public, residential, and commercial areas using emerging technologies to support EV adoption.

- CT 3-2 Review and revise EV-ready building ordinance ensuring requirements fully align with the goals of this plan.

- CT 3-3 Encourage, or require through service agreements, the use of zero-emission waste hauler fleet vehicles serving Roseville, targeting 30% or greater zero emission fleets.

- CT 3-4 Partner with fleet operators, Roseville GreenStep Schools, RAHS Students for Climate Action, and transit providers to achieve 30% zero emission buses and fleets operating in Roseville, including school buses, by 2036.

- CT 3-5 Develop, or promote existing equitable incentive programs to replace gas-powered lawn equipment with electric alternatives for residential and non-residential users.

- CT 3-6 Develop, or promote existing equitable incentive programs that encourage apartment and rental properties to install EV charging.

- CT 3-7 Offer community education on zero-emission vehicles through workshops, an EV Ready Guide, and expanded website content on EV technology, incentives, and programs. Collaborate with Roseville Area Schools on informing students and families.



Strategy Metrics

Registered EV vehicles city-wide
(MNDOT, MNPUC)





Equity Considerations

Replacing diesel equitably means prioritizing fuels that provide the greatest health and climate benefits while avoiding harmful land-use impacts. A feasibility study should evaluate fuel options through this lens. Hydrogen pilot projects should include community benefits plans and collaboration with environmental justice groups, local communities, and tribal partners. Renewable diesel supply for municipal and community fleets should prioritize affordability and access for small haulers while aligning with equity-focused fuel standards.



Impact Potential

While electrifying vehicles is essential, some specialized diesel equipment cannot easily transition due to performance and infrastructure limits. Near-term alternatives are needed to achieve emission reductions during this transition. Renewable diesel (E-Diesel), produced using green electricity, can be considered carbon neutral and serves as a way to store excess renewable energy.¹³



ACTIONS

-
- CT 4-1 Conduct a No/Low Emission Diesel Vehicle Fuel Alternative Feasibility Study to identify viable clean and renewable fuels, supply sources, and expansion opportunities and evaluate efficiency, land use, and community impacts, including potential local production options.
-
- CT 4-2 Collaborate with partners such as the Midwest Alliance for Clean Hydrogen, DOE H2Matchmaker contacts, Ramsey County, and the American Lung Association to develop a pilot renewable fuels project for Roseville.
-
- CT 4-3 Identify and engage partners to establish a reliable renewable-diesel supply for municipal operations and expand community-wide access and use.
-



Strategy Metrics

GHG Inventory Updates,
City reported renewable/biodiesel
use;
City reported conventional diesel
use



Strategy
CT 5

Achieve 40% conversion of municipal fleet non-emergency gasoline vehicles and equipment to battery electric vehicles (BEV) by 2036. Achieve 100% conversion by 2040.



Impact Potential

Local governments can lead the shift to EVs by demonstrating their benefits and practicality. Converting Roseville’s fleet would cut emissions, lower long-term costs, and boost public awareness. In 2024, Roseville’s fleet used 83,221 gallons of gasoline, and each 1% shift to EVs by 2036 can reduce municipal emissions by up to 7 MT CO₂e per year while saving the City operational costs.^{1,14,15}



Strategy Metrics

City reported total vehicle fleet count and EV vehicle count



ACTIONS

- CT 5-1 Conduct an Electric Vehicle Suitability Assessment (EVSA) for the City fleet to identify viable electric and alternative-fuel replacements in the near, mid, and long term to meet the goals of this plan. Include City lawn and snow equipment and emergency fleet vehicles in assessment.
- CT 5-2 Require a share of City fleet vehicles to be electric or use no/low-carbon fuels based on EVSA results and in alignment with CEAP goals, and update purchasing policies to default to alternative fuels, with combustion (ICE) vehicles allowed only with documented need and emissions impacts considered.
- CT 5-3 Create a detailed plan and budget for installing and maintaining EV charging infrastructure at municipal facilities and sites.
- CT 5-4 Evaluate fleet maintenance changes associated with fleet electrification and support maintenance staff training as needed.

Strategy
CT 6

Achieve 20% conversion of municipal operations diesel fuel utilization to renewable fuels and increase fuel efficiency of remaining combustion engine fleet by 15% by 2036.
(Renewable fuels include hydrogen and diesel from renewable electricity source)



Impact Potential

Converting 20% city diesel use to renewable e-fuels would cut municipal emissions by 30-40 MT annually. Meanwhile, fuel-efficient driving, proper maintenance, and high-efficiency parts can reduce fuel use by at least 10%, while replacing non-EV-eligible vehicles with hybrids or plug-in hybrids can cut fuel consumption 20–60%.^{1,16,17,18,19}



Strategy Metrics

Reported public transit commuter data (US Census, Metro Transit, AllTransit)



ACTIONS

- CT 6-1 Establish a Diesel-Free Transition Plan for City diesel vehicles and equipment that identifies use cases, evaluates alternative fuels and technologies, defines diesel-free readiness strategies, and outlines infrastructure, supply sources, and implementation steps.
- CT 6-2 Develop, or identify an existing Eco Driving Guide for all employees, include it in new-hire training, and ensure vehicle fleet operation in alignment with guide recommendations. Make guide available to residents and businesses.
- CT 6-3 Use GIS-based tracking to monitor fleet fuel efficiency and identify improvement opportunities.



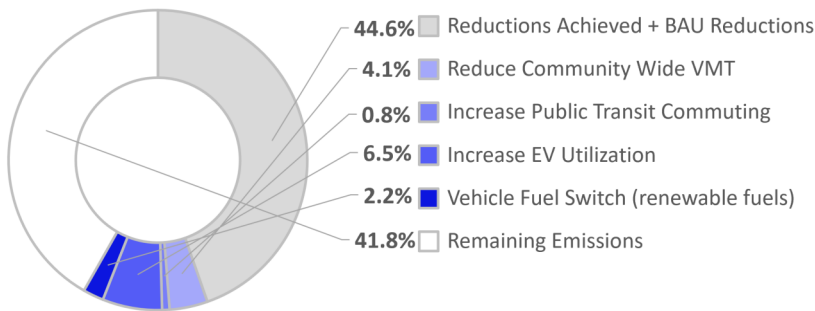
Planned Sector Emission Reductions Through 2036

The strategies and actions included in this section of the Climate Equity Action Plan are projected to reduce the city’s annual GHG emissions by 30,979 metric tons (MT) annually by 2036. In addition, a reduction of 69,462 MT of “business-as-usual” emissions reductions are anticipated. The result is a total citywide Clean Transportation sector reduction of 58.2% below 2016 levels.

When compared to 2016 emissions, this is equivalent to eliminating over 17,500 of the city’s current vehicles from the road, or **2.6 billion** cubic feet of human-made GHG atmosphere annually by 2036.

Sector Emissions Reduction below 2016 by 2036

The total change to sector emissions include plan reductions and business-as-usual (BAU) emission changes as follows:



Note: Reductions Achieved refer to emissions reductions that have occurred since 2016 based on the City of Roseville Community GHG Inventory. 'Business-as-Usual' (BAU) Reductions are anticipated reductions resulting from existing requirements or commitments, such as federal vehicle fuel efficiency standards and electric utility carbon-reduction commitments, which are outside the scope of this plan.





Clean Energy and Efficient Buildings



**Roseville,
July 3, 2040**

Our house still looks like the same 1950s rambler from the outside, but inside it's a completely different place than it was fifteen years ago. We added insulation, replaced the old windows, installed a smart thermostat, and swapped out the last of our gas appliances. The city's loan program helped make it possible.

Solar panels cover most of the roofs in the neighborhood now — ours included — and many parking lots have solar canopies too. The white metal roofs that went up a few years ago really do keep buildings cooler. What I love most is that these upgrades weren't just for homeowners. Renters and people living in apartments can subscribe to renewable energy programs and efficiency upgrades too. Energy bills are tiny for many families now. Our kids have grown up understanding how these systems work and why they matter. It feels like Roseville quietly became a place where living sustainably is just part of everyday life.

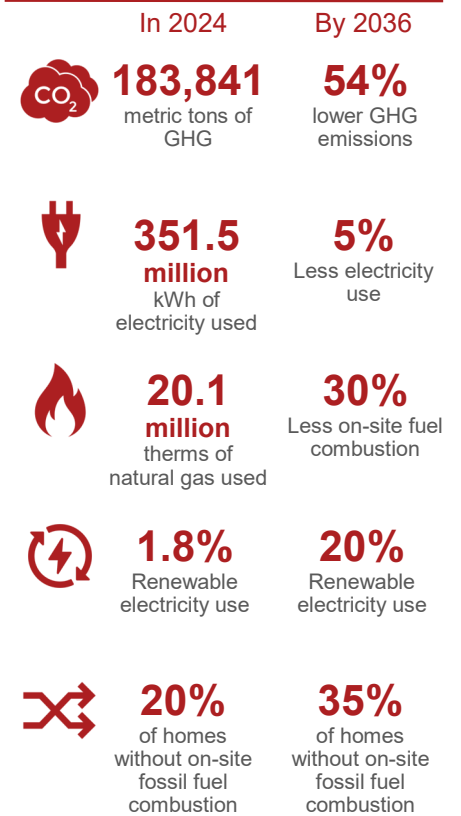


Buildings shape energy demand for decades, making them a critical focus for climate action. The combined electricity and fuel use of homes, offices and factories accounts for a large share of community emissions. Cutting those emissions begins with using less energy. Simple measures like adding insulation, sealing leaks, upgrading windows and installing efficient lighting and HVAC systems can dramatically reduce consumption. High-performance designs for new buildings—such as passive house or net-zero standards—optimize the building envelope, ventilation and daylighting to minimize energy needs. For existing structures, benchmarking programs that track and disclose energy use help identify candidates for retrofits, while incentives and low-interest financing ease the cost.

Electrifying building systems eliminates on-site combustion. Heat pumps efficiently provide both heating and cooling, induction cooktops replace gas stoves and electric water heaters reduce reliance on fossil fuels. In commercial and industrial settings, electrification may involve electric boilers or new process technologies. Because electrification increases demand on the electric grid, coordination with utilities to upgrade distribution infrastructure is essential. Pairing electrification with clean electricity sources—whether through rooftop solar, community solar subscriptions or purchasing renewable energy—ensures that emissions decline over time. Battery storage and demand-response programs help balance supply and demand and provide resilience during outages.

Integrating on-site renewable generation and storage makes buildings more self-reliant and reduces strain on the grid. Rooftop panels, community-scale solar arrays and batteries supply clean power and can keep lights on during blackouts. Microgrids that combine local generation, storage and smart controls allow critical facilities such as hospitals and emergency shelters to operate independently when storms disrupt the wider grid. Participating in demand-response programs rewards consumers for shifting energy use to off-peak times, flattening peaks and lowering costs. Energy storage also enables the integration of intermittent renewables, smoothing out fluctuations between production and consumption.

Sector Goals:



What We Heard:

60%
of survey respondents support the City encouraging all rental properties meeting energy efficiency standards.





Equity Considerations

Improving energy efficiency can reduce energy burdens for households facing the highest utility costs. One quarter of U.S. households—and two thirds of low-income households—spend more than 6% of their income on energy. Low-income households, often Black, Hispanic, and Native American, spend about three times more of their income on energy than higher-income households, and weatherization can reduce these costs by roughly 25%. Roseville should prioritize deep energy retrofits for low-income households, continue offer free or discounted Home Energy Squad visits, and partner with community organizations to reach renters and non-English-speaking residents. Energy benchmarking and commercial audits can improve building health, comfort, and efficiency while exploring opportunities for tenant protections. Dark-sky lighting requirements should also be implemented in ways that ensure equitable access to safe, well-lit neighborhoods while also utilizing lighting standards that aren't harmful to wildlife and human health.



Impact Potential

Homes built in the 2000s use far less energy than older homes, especially those built before 1980.¹ Retrofitting older buildings can greatly cut energy use. In Roseville, 82% of owner-occupied and 55% of renter-occupied homes were built before 1980, showing strong potential for upgrades.^{2,3}



ACTIONS

- CEB 1-1 Collaborate with partners to establish an incentivized program achieving deep energy retrofits for low-income households. Goal: 40 households annually, each achieving >15% energy reductions.

- CEB 1-2 Continue to partner with Xcel Energy to promote household participation in the Home Energy Squad program. Maintain funding for and promote availability of Roseville discounted costs for all and income-qualified free participation. Goal: 200 households annually.

- CEB 1-3 Following adoption of the 2027 state building code, establish and promote the voluntary use of a Roseville Stretch Energy Code to encourage high efficiency construction. Require projects receiving City funding to meet stretch code and encourage its use by all others.

- CEB 1-4 Partner with Xcel Energy and Minnesota Chamber of Commerce to launch a commercial/industrial energy efficiency audit and upgrade program, modeled on Minnesota Chamber of Commerce's EnergySmart commercial energy savings program with enhanced energy efficiency targets meeting the goals of this plan. Goal: 30 commercial and non-profit properties annually, each achieving >15% energy reductions.

- CEB 1-5 Consider adoption of an energy benchmarking ordinance.

- CEB 1-6 Consider adopting a "Dark Sky" lighting ordinance, compatible with municipal street lighting safety standards, to promote ecosystem and human health and reduce exterior lighting energy consumption.

- CEB 1-7 Establish a "Roseville Energy Challenge" competition to increase participation in energy efficiency programs. Establish annual targets of households/businesses to reach and award incentives for top efficiency achievements.

- CEB 1-8 Launch an energy efficiency education and outreach campaign to help residents and businesses cut energy use by sharing clear guidance on strategies, technologies, and incentives. Partner with Xcel Energy, Ramsey County, and others to develop materials, distribute them through print, realtors, and an online hub.



Strategy Metrics

Annual electricity use reported (Xcel Energy);
Annual natural gas use reported (Xcel Energy)



Increase customer owned or purchased renewable electricity to 20% of citywide building electric use by 2036.

(10% on-site and 10% green source purchase - existing is 5% on-site and 6% green source purchase. Green source purchase does not include renewable share of standard utility electric supply).



Equity Considerations

Low-income and disadvantaged households are underrepresented in solar adoption. Key barriers include limited information, high upfront costs, restricted financing, split incentives between renters and landlords, and complex permitting. Solar programs should combine solar-ready ordinances with financing tools—such as grants and on-bill repayment—and targeted outreach to make retrofits affordable for renters and homeowners. Community-based organizations should help design group-buy programs because they understand local needs and trusted communication channels. Without these partnerships, participation may be limited by repair needs, high installation costs, complex applications, or mistrust of installers. Expanding community solar can provide access regardless of income or roof suitability. Equity-focused purchasing programs and site assessments should also support small installers, workforce development, and clear information on costs and benefits.



Impact Potential

GHG emissions from grid electricity are expected to keep falling, but increased consumer-driven renewable energy purchases remain essential for meeting reduction goals.⁴ On-site renewable energy offers cost savings and greater resilience.^{5,6} In 2024, Roseville had 313 customer-owned solar systems totaling 2,598 KW.⁷ For properties unable to install solar, purchasing renewable electricity through the utility provides a pathway to Net Zero electricity use while helping accelerate the decarbonization of Minnesota’s grid.^{8,9}



ACTIONS

- CEB 2-1 Establish a Solar Ready Ordinance to require all commercial, institutional, and multi-family buildings to be solar-ready. Support action with Solar-Ready Guide and checklist. Goal: 100% solar ready new construction by 2036.

- CEB 2-2 Organize an annual group solar purchase program for commercial properties (business, non-profit, houses of worship, and multi-family rental). coordinating with the City's "Top Solar Potentials" initiative. Goal: 20 participants installing a total of 1500 kW annually.

- CEB 2-3 Identify "Top Solar Potential" privately owned sites including rooftop, ground mounted, and carport (over parking) for solar photovoltaic (PV) installations and prepare site assessments with cost, energy, and 20-year payback estimates. Share assessments with additional owners every two years and coordinate with the commercial Solarize program.

- CEB 2-4 Increase solar permitting ease by becoming a SolSmart Platinum level city.

- CEB 2-5 Incorporate clean energy standards and requirements into the planned unit development (PUD) ordinance.

- CEB 2-6 Coordinate an annual Solar Group Purchase Campaign to reduce installation costs through bulk buying, designed with an equity focus and support for small local installers. Goal: 75 households annually; may be combined with electrification and efficiency group purchase programs.

- CEB 2-7 Partner with Xcel Energy, Ramsey County, Roseville Area Schools, Roseville GreenStep Schools, RAHS Students for Climate Action, and other local organizations to provide information, resources, and technical assistance on renewable energy systems and available incentives and distribute them through print, realtors, and an online hub.



Strategy Metrics

City and Utility reported customer owned installations;
Utility reported customer purchased renewable energy



Achieve "fuel switching" of 15% of existing buildings using on-site fossil fuel combustion to electrification or renewable fuels by 2036.

(20% of existing households use electric heat according to census and natural gas utility data. Goal would result in 35% of households using electric heat)



Equity Considerations

Prioritizing equitable electrification is essential because low-income households often lack the funds to upgrade and pay the highest energy burdens. Up-front retrofit costs make upgrades difficult, and disinvested areas are underserved by utility programs, so Roseville’s incentives should be tiered by income, explore grants to increase service capacity, and require high-efficiency heat pumps to reduce bills. Gas appliances release nitrogen dioxide and particulate matter; indoor concentrations in low-income homes often exceed outdoor standards and contribute to asthma, disproportionately burdening people of color. Replacing gas stoves with induction models reduces NO₂ by more than 50 % and improves residents’ quality of life. Group purchase campaigns and educational outreach should emphasize health benefits and savings while partnering with community organizations to reach renters and non-English speakers.



Impact Potential

In Roseville, most homes heat with natural gas (77.5%), while 20.7% use electricity and less than 1% use fuel oil, wood, solar, or other sources.¹⁰ As the city’s electric grid approaches carbon neutrality, reducing—and ultimately phasing out—fossil fuel heating will be essential to meeting community-wide emissions goals.⁴



ACTIONS

- CEB 3-1 Collaborate with partners to expand and promote incentives for low-income residents to electrify their homes, including options for increasing electric load available to households at low cost. Goal: 40 households annually.

- CEB 3-2 Work with Xcel Energy, Ramsey County, and other partners to expand financial incentives with a tiered structure based on income equity to electrify new and existing buildings.

- CEB 3-3 Coordinate an annual Electrification & Energy Efficiency Group Purchase Campaign to lower costs and increase adoption. This action may be combined with a renewable energy group purchase program. Target: 200 households and 40 businesses per year.

- CEB 3-4 Collaborate with the Electrify Everything Minnesota campaign to educate community and promote the benefits of electrification.

- CEB 3-5 Address misconceptions and promote new technologies through educational materials and distribute them through print, realtors, and an online hub.



Strategy Metrics

Reported natural gas accounts (Xcel Energy);
Share of homes by heating type (US Census)





Equity Considerations

High energy burdens disproportionately affect low-income households and people of color. Community solar can expand clean energy access and reduce utility bills for renters and multifamily residents. For example, Edina’s municipal solar garden serves households of all incomes—68 subscribers offset their bills by paying similar amounts to a cooperative developer, with the city acting as a backup subscriber. Rooftop solar as well as community solar subscriptions can reduce energy burdens for low-income, though continued efficiency and assistance programs remain important. Energy audits of municipal buildings can identify opportunities to cut costs, reduce emissions, and improve indoor air quality. Utility bill clinics and community partnerships can help residents access rebates and assistance programs.



Impact Potential

A household’s energy burden—the share of income spent on energy bills—indicates energy affordability.⁶ A burden of 6% or more is considered high.¹¹ Households facing energy poverty are more vulnerable to health risks, and increasing severe weather will worsen those risks in Roseville.^{12,13,14} Expanding energy efficiency and renewable energy can lower bills while improving health, safety, and resilience.

Efficiency upgrades in low-income areas can cost much more than in wealthier neighborhoods, and renewable incentives often benefit only higher-income households.^{15,16} With more than 16% of Roseville households classified as low income, so equitable access to efficiency and renewable energy can reduce energy poverty and support emissions reductions.^{10,17}



ACTIONS

-
- CEB 4-1 Assess the feasibility of community solar on City rooftops or land, with prioritized participation by, or discounted rates for low-income community members. Promote the project as a case study to recruit other public agencies and multifamily owners.

 - CEB 4-2 Collaborate with Xcel Energy, Ramsey County, and other partners to develop renewable energy programs that expand local generation while prioritizing benefits for low-income residents. See 2025 Roseville Renewable Energy Potential Study for example programs.

 - CEB 4-3 Partner with groups like Citizens Utility Board to host regular utility bill clinics that help residents review bills, identify savings, complete rebates, promote existing energy and weatherization assistance programs, and access discounted efficiency products. Explore collaboration with Roseville Area Schools, Roseville GreenStep Schools, and RAHS Students for Climate Change for opportunities to include student education efforts.



Strategy Metrics

Reported household share with high energy burden (US DOE)



Improve total municipal building energy efficiency by 15% by 2036.
(electricity and natural gas, including water and wastewater infrastructure)



Impact Potential

In 2024, Roseville’s municipal operations used more than 8.89 million kWh of electricity and 91,800 therms of natural gas. Building energy use accounts for over 71% of municipal GHG emissions.⁴ Improving energy efficiency by 15% would save over 1.3 million kWh, and over 13,000 therms each year—reducing emissions by more than 360 MT CO₂e, saving up to \$120,000 annually.^{4,18}



Strategy Metrics

Annual municipal operations electricity use (Xcel Energy);
Annual municipal operations natural gas use (Xcel Energy)



ACTIONS

-
- CEB 5-1 Adopt a policy for all municipal buildings to meet and maintain energy efficiency standards aligning with the goals of this plan (SB2030, LEED, etc). Ensure new construction and major renovations meet these standards and promote Net Zero Energy in design and construction methodologies and RFPs.
-
- CEB 5-2 Conduct energy audits of all City facilities by 2029. Use audit results to prioritize energy efficiency upgrades, to be completed within five years.
-

Source 100% of municipal building electricity needs from renewable sources, with a minimum of 25% in on-site generation, and convert 50% of on-site fossil fuel combustion to electrification by 2036.



Impact Potential

Reaching 100% municipal electric use through on-site generation and green energy purchases could cut emissions by up to 1,900 MT CO₂e annually while also increasing facility resilience.^{4,19} Switching City facilities to 50% electric heating as the grid decarbonizes could reduce emissions by another 240 MT CO₂e each year.⁴



Strategy Metrics

City-reported on-site energy production and share of facilities with on-site natural gas combustion at municipal facilities;
Annual municipal electricity and natural gas use (Xcel Energy);



ACTIONS

-
- CEB 6-1 Adopt a policy for all new municipal buildings to meet a zero on-site fossil fuel combustion standard.
-
- CEB 6-2 Complete a City Facility Solar Feasibility and Master Plan to assess on-site solar, ownership options (purchase or Power Purchase Agreements), and solar-plus-storage for resilience, and identify off-site strategies (community solar, Renewable Energy Credits) to meet plan goals. Install solar where feasible by 2036 and coordinate City projects with commercial solar group-purchase programs.
-
- CEB 6-3 Conduct an Electrification Assessment and Action Plan to prioritize electrifying all City facilities, including new and existing buildings, address energy storage needs, and implement recommendations by 2036. Share results as a case study highlighting challenges, solutions, and lessons learned.
-



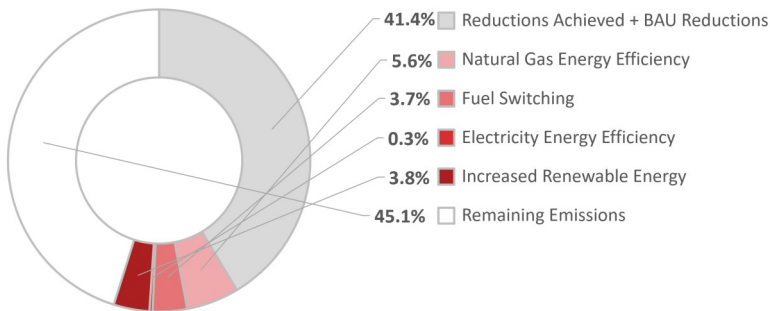
Planned Sector Emission Reductions Through 2036

The strategies and actions included in this section of the Climate Equity Action Plan are projected to reduce the city’s annual GHG emissions by 38,262 metric tons (MT) annually by 2036. In addition, a reduction of 17,184 MT of “business-as-usual” emissions reductions are anticipated. The result is a total citywide Clean Energy and Efficient Buildings sector reduction of 54.9% below 2016 levels.

When compared to 2016 emissions, this is equivalent to eliminating over 20,600 of the city’s current vehicles from the road, or **3.1 billion** cubic feet of human-made GHG atmosphere annually by 2036.

Sector Emissions Reduction below 2016 by 2036

The total change to sector emissions include plan reductions and business-as-usual (BAU) emission changes as follows:



Note: Reductions Achieved refer to emissions reductions that have occurred since 2016 based on the City of Roseville Community GHG Inventory. 'Business-as-Usual' (BAU) Reductions are anticipated reductions resulting from existing requirements or commitments, such as federal vehicle fuel efficiency standards and electric utility carbon-reduction commitments, which are outside the scope of this plan.





Resilient Communities



**Roseville,
August 18, 2040**

I took a walk through the neighborhood after dinner tonight and noticed something I appreciate more each year: how prepared the city feels. The library and community center now have solar panels and battery storage, and during storms they stay open so people can gather, charge devices, and cool down or warm up if needed. It's reassuring knowing the buildings and services we rely on most are ready for whatever the climate brings.

As I kept walking, I noticed how the streets and public spaces quietly manage heavier rains. Bioswales and rain gardens line many roads. They add beauty to the street, and even more importantly, they help guide water into planted areas where it can soak into the ground instead of overwhelming the storm drains during the more frequent heavy rains we get these days.

Most homes now use low-flow fixtures and water-saving landscaping, and conserving water feels like an everyday habit. Organics collection is routine too, and repair events, reuse programs, and clear recycling options make it easier for everyone to waste less.



Photo: University of Minnesota Extension







Resilience means the capacity to prepare for, withstand and recover from disruptions. Climate change heightens risks from extreme heat, intense rainfall, drought and severe storms, and it can magnify social inequities. Preparing for these hazards involves both infrastructure improvements and community engagement. On the water front, upgrading stormwater systems and incorporating green infrastructure—rain gardens, bioswales, permeable pavements and wetlands—helps manage heavy downpours, filter pollutants and recharge groundwater. For drought periods, water conservation programs, efficient irrigation, leak detection and rainwater harvesting extend supplies and reduce stress on ecosystems.

Infrastructure—including roads, bridges, pipes, power lines, and public facilities—is increasingly stressed by climate change. Rising temperatures, heavier rainfall, drought, and severe storms can damage transportation, water, and energy systems. Heat can buckle roads and rails, floods can overwhelm drainage systems, and shifting soils can crack underground pipes. Storms and extreme heat also increase the risk of power outages.

Building resilience requires stronger design and planning. Elevated roadbeds, expanded stormwater capacity, and nature-based solutions such as rain gardens help manage flooding. Hardening the electric grid and adding distributed solar, batteries, and microgrids can keep critical facilities operating during outages and improve reliability during extreme weather.

Sector Goals:

	In 2024	By 2036
 metric tons of GHG from Wastewater	13,753	10% Less wastewater generated and lower GHG emissions
 metric tons of GHG from Solid Waste	15,435	33% lower GHG emissions
 tons of solid waste generated citywide	41,244	10% less solid waste generated
 Solid waste diversion (organics + recycling)	49.7%	70% Solid waste diversion (organics + recycling)

What We Heard:

65%
of survey respondents are concerned about climate change impacts on the availability of clean drinking water.





Equity Considerations

Climate impacts such as extreme heat, flooding, and severe storms disproportionately affect low-income residents and people of color, who are more likely to live in vulnerable neighborhoods and have limited access to cooling or backup power. Strengthening emergency management capacity through training, multilingual outreach, and improved equipment can help first responders manage concurrent hazards such as heatwaves and flash floods. Partnering with the county and school district to evaluate community centers and develop resilience hubs should prioritize facilities serving seniors, people with disabilities, and non-English-speaking residents. Mapping vulnerable infrastructure and preparing debris management plans is also critical, as socially vulnerable communities often face longer recovery times and greater health risks after disasters. Solar microgrids and battery storage at public facilities can provide reliable backup power and strengthen resilience hubs.



Impact Potential

Climate hazards pose direct risks to both critical facilities and the people who depend on them. Severe storms and other extreme weather events can disrupt primary and backup power at police and fire stations, emergency medical services, nursing homes, and hospitals, potentially leading to evacuations or extended closures.¹

Essential infrastructure—such as telecommunications networks and the electric grid—is also sensitive to temperature extremes. Periods of intense heat or cold can interrupt emergency communications and strain digital systems, increasing vulnerabilities in cybersecurity and other critical services.²



ACTIONS

- RC 1-1 Strengthen emergency management capacity to prepare for and respond to climate change impacts by prioritizing training and equipment. Ensure readiness for Roseville climate risks as well as concurrent emergencies, such as extreme heat combined with heavy precipitation/flash flooding.

- RC 1-2 Collaborate with Ramsey County, Roseville School District, and other partners to assess the availability and accessibility of community centers for extreme weather and emergencies, and develop an improvement plan as needed.

- RC 1-3 Implement resilient infrastructure upgrades in facilities serving vulnerable populations to protect against flooding, power outages, extreme heat, and other climate-related hazards.

- RC 1-4 Assess City infrastructure and prioritize support for properties that provide services to vulnerable populations to ensure they are accessible.

- RC 1-5 Collaborate with Ramsey County and other partners to map key infrastructure susceptible to climate vulnerabilities and identify mitigation measures.

- RC 1-6 Develop a debris management plan to support regional response and mutual aid during severe storms and flooding.

- RC 1-7 Assess the feasibility of deployable solar microgrids and/or battery storage units that provide daily power at public facilities and can be redeployed for emergency and disaster response.



Strategy Metrics

Status of infrastructure resilience upgrades



Update design standards and implement plans to meet projected climate change storm water and flood mitigation requirements.



Equity Considerations

Minnesota is experiencing more intense precipitation, with projections showing wetter springs and heavier rain events by mid-century. Flood risk is uneven: low-income households and communities of color often face greater exposure and fewer resources to prepare or recover. Urban flooding can also increase mold and asthma, worsening health disparities. Green infrastructure—such as rain gardens, permeable pavement, and native plantings—absorbs stormwater, reduces flooding, improves water quality, and filters pollutants. These projects can also create green spaces that support mental health and strengthen community connections. Advancing equity requires using social vulnerability data to prioritize underserved neighborhoods, engaging residents in project design, and ensuring incentives for stormwater practices are accessible to small property owners and lower-income businesses



Impact Potential

By 2100, Roseville may experience up to 36% more total annual precipitation and as much as a 55% increase in intense rainfall events, while dry intervals between storms may also lengthen.^{3,4} These changing patterns are expected to increase stormwater runoff and raise the risk of flash flooding, particularly on hard, impervious surfaces.⁵ Preparing for these conditions will require updating infrastructure planning and design to reflect future climate projections—such as those provided by NOAA—rather than relying solely on historical rainfall records.



ACTIONS

-
- RC 2-1 Prioritize green infrastructure and best management practices (BMP) in areas such as parking lots, alleys, parks, vacant lots, parkways, and sidewalk edges, and identify additional public sites with high potential to improve stormwater management. Goal: 75% of impervious surfaces city-wide flowing to a BMP water quality practice by 2036. Explore opportunities to partner with watershed districts.

 - RC 2-2 Increase native plantings and install stormwater best management practices (BMP) on City-managed property. Goal: 100% of all impervious surfaces on City properties flowing to a BMP water quality practice by 2036. Explore opportunities to partner with watershed districts.

 - RC 2-3 Enhance stormwater design standards, plans, and infrastructure to accommodate more frequent and severe weather events using climate projections rather than historic trends. Explore opportunities to partner with watershed districts.

 - RC 2-4 Establish incentives for property owners to reduce impervious surfaces and increase installation of BMPs at existing parking and paved surfaces. Incentive design should build on any existing incentives from partners such as watershed districts.

 - RC 2-5 Collaborate with watershed districts and other partners to promote community use of stormwater best management practices (BMP), inform community members how they may participate in BMP installation or maintenance efforts, and provide information on watershed district grant and incentive opportunities.



Strategy Metrics

Share of city-wide and city-owned impervious surfaces flowing to water quality practice;
Status of climate projection data plan integration



Promote reduced water consumption and wastewater generation Citywide with a targeted reduction of 10% each by 2036.



Equity Considerations

Roseville’s water-saving actions should explore opportunities for subsidies and direct-install programs supporting low-income household participation. WaterSense showerheads save about 2,700 gallons and over \$75 per year, while WaterSense toilets cut water use by 20–60 % and save 13,000 gallons annually; low-flow fixtures cost just \$10–\$20 and save 25–60 %, and retrofitting with WaterSense and ENERGY STAR appliances can save \$500 per year—each of these representing real benefit potential for all community members, especially low-income households. Rain barrels programs should prioritize low-income households to support free irrigation. Partnering with utilities to provide technical support and grants will help large users adopt water-efficient equipment, while smart irrigation controllers can save 8,800 gallons per household, extending these benefits community-wide



Impact Potential

As climate change intensifies water scarcity, Roseville and other communities across Minnesota are likely to face increasing pressure on their freshwater supplies. Using water more efficiently helps protect these resources while supporting healthy ecosystems and biodiversity.⁶



ACTIONS

- RC 3-1 Require rainwater collection for site irrigation and WaterSense-certified fixtures in City projects and City-funded developments, and provide guidance and technical assistance for implementation.

- RC 3-2 Partner with Saint Paul Regional Water Services, Met Council, and watershed districts to help Roseville’s largest water users reduce consumption through an opt-in program, offering technical support and grants for water-efficient equipment.

- RC 3-3 Collaborate with partners to speed adoption of low-flow water fixtures in homes and businesses, prioritizing low-income residents. Goal: achieve 100 households and 10 businesses upgraded annually.

- RC 3-4 Adopt a Lawn & Landscape Watering Policy to establish irrigation guidelines and promote smart sprinkler installations to support water conservation goals.

- RC 3-5 Continue to partner with Ramsey County, Saint Paul Regional Water Services, watershed districts, and others to establish a reduced-cost or giveaway program for rain barrels.

- RC 3-6 Adopt a sustainable data center ordinance that reduces energy use, water demand, and neighborhood impacts from new or expanded facilities. The ordinance should require clean energy, recycled or non-potable water, energy-efficient cooling, and site design standards that limit noise, visual impacts, and resource use.



Strategy Metrics

Reported community-wide water consumption (SPRWS);
Reported wastewater flows (Met Council)





Equity Considerations

Community swap events support equitable reuse: Hennepin County’s Swap-It program lets anyone take items for free with no registration, making waste reduction accessible. Plastic-bag bans can decrease exposure to plastic pollution because production and disposal facilities disproportionately harm low-income communities, yet bans must include free reusable bags for income-qualified households to avoid placing extra costs on those who reuse plastic bags. Zero-waste strategies adopted for municipal operations should emphasize repair, donation and recycling. To meet waste-reduction goals, unify outreach that addresses barriers such as confusion about what is recyclable; studies show cost, lack of access and mistrust of recycling systems are common obstacles and that consistent, simple messaging delivered by trusted community messengers is most effective.



Impact Potential

The Minnesota Pollution Control Agency and the United States Environmental Protection Agency promote a waste management hierarchy that ranks strategies by environmental benefit, emphasizing waste reduction first, followed by reuse, recycling, and organics recovery.^{7,8} Reducing waste lowers the demand for raw materials, saves energy, and decreases landfill emissions. It can also save households and businesses hundreds of dollars each year^{9,10,11} Expanding policies and programs that reduce overall waste generation therefore presents a significant environmental opportunity for Roseville.



ACTIONS

- RC 4-1 Require construction and demolition projects to submit waste management plans that meet plan-aligned diversion targets, with higher standards for City-funded or incentivized projects.
- RC 4-2 Evaluate waste hauling improvements such as waste hauler licensing updates and organized hauling to support plan goals.
- RC 4-3 Collaborate with partners such as Reuse MN to promote material reuse and waste reduction through community events like swaps, garage sales, and organized electronics recycling.
- RC 4-4 Explore the potential of a plastic bag ban or reduction ordinance.
- RC 4-5 Adopt a Zero Waste policy for City operations with annual reduction targets, require compliance by external facility users, and update event permits to mandate recycling and composting.
- RC 4-6 Collaborate with Ramsey County, recycling haulers, and other partners to launch a unified outreach campaign that provides clear, consistent information on waste reduction, recycling, and organics collection for residents.



Strategy Metrics

Reported community-wide total MSW handled (Ramsey County, MPCA SCORE Report)





Equity Considerations

Improving waste diversion in Roseville requires recycling and organics programs that are convenient, accessible, and affordable for all residents. Residents of multifamily buildings, who often include lower-income households, seniors, and immigrant communities, often have fewer recycling and composting options than single-family homeowners. Requiring convenient recycling and organics collection in multifamily and commercial buildings can help close this gap by making diversion as easy and available to all community members as trash disposal. Partnerships with Ramsey County’s Recycling Ambassador program can reduce barriers through multilingual outreach, culturally relevant education, and direct engagement with property managers and tenants. Expanding the Food Scraps Pickup Program, adding compost drop-off sites, and offering free or low-cost compost bins can help more households participate.



Impact Potential

Most landfill gas arises from bacterial decomposition when organic waste breaks down. Organic waste includes food, garden waste, street sweepings, and yard waste.¹² The State’s 2013 Waste Characterization study identifies significant potential to increase recycling, estimating that up to 48% of landfilled waste could be recycled and 30% is compostable organics. The largest diversion opportunities for Roseville lie in organics, paper and plastics, with additional potential in metals and glass.^{13,14}



ACTIONS

- RC 5- 1 Adopt zoning standards requiring commercial and multifamily buildings to provide convenient recycling and organics collection, making diversion as easy as trash disposal.

- RC 5- 2 Partner with Ramsey County and the Recycling Ambassador program to reduce barriers to recycling participation at multifamily and commercial properties.

- RC 5- 3 Promote participation in the Ramsey/Washington Recycling and Energy Center's Food Scraps Pickup Program when available for Roseville residents. Goal: 75% household participation by 2036.

- RC 5- 4 Collaborate with partners, such as the Ramsey County Urban Agriculture Coordinator, to increase the availability of compost drop-off sites including at City properties, and to promote their use for residents who cannot or choose not to compost at home.

- RC 5- 5 Continue to collaborate with partners to encourage backyard composting by offering low-cost or free compost bins and educational resources to residents.



Strategy Metrics

- Reported community-wide total recycling collection;
- Reported community-wide total organics collection;
- Reported community-wide total solid waste landfilled



Planned Sector Emission Reductions Through 2036

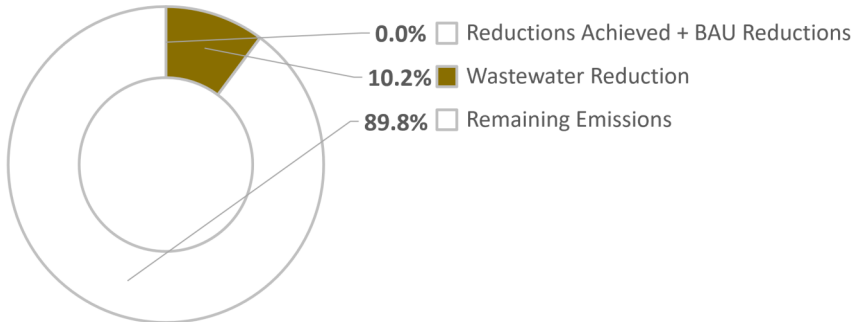
The strategies and actions included in this section of the Climate Equity Action Plan are projected to reduce the city's annual GHG emissions by 6,136 metric tons (MT) annually by 2036. The result is a total citywide solid waste and wastewater sector reduction of 21% below 2016 levels.

When compared to 2016 emissions, this is equivalent to eliminating over 800 of the city's current vehicles from the road, or **120 million** cubic feet of human-made GHG atmosphere annually by 2036.

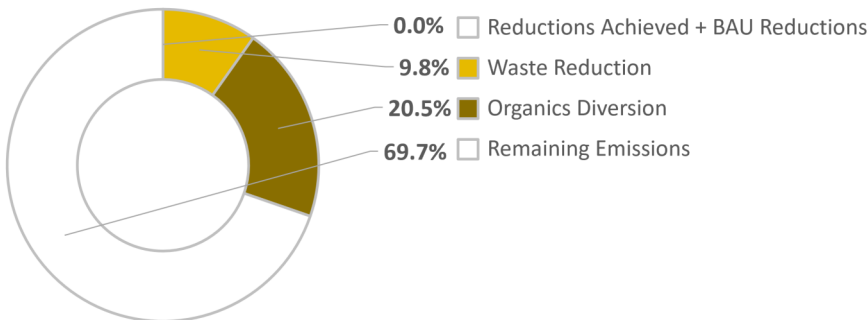
Sector Emissions Reduction below 2016 by 2036

The total change to sector emissions include plan reductions and business-as-usual (BAU) emission changes as follows:

Water and Wastewater



Solid Waste



Note: Reductions Achieved refer to emissions reductions that have occurred since 2016 based on the City of Roseville Community GHG Inventory. 'Business-as-Usual' (BAU) Reductions are anticipated reductions resulting from existing requirements or commitments, such as federal vehicle fuel efficiency standards and electric utility carbon-reduction commitments, which are outside the scope of this plan.





Healthy Lives



**Roseville,
September 7, 2040**

This afternoon I watched kids climbing the big oak trees near the park and running across the open grass. A group of them wandered over to the food forest and started picking apples and plums. Moments like that make me realize how much the city has changed.

Along many of the bike trails, small food plots and native gardens provide herbs, berries, and vegetables. Some of our neighbors have edible lawns, and a few houses nearby have green roofs where they grow food. We've even started growing tomatoes and herbs in our yard.

Eating locally grown food has become normal for many families here. And with the return of native plants, birds and insects have come back too. The city's programs to reduce food insecurity and strengthen awareness of what we can do to keep our families resilient and healthy in the face of climate change have made sure everyone benefits from these changes, especially residents who need extra support. Around here, resilience means caring for people and the planet together.



Human and environmental health are closely linked, a relationship increasingly visible across the Great Lakes region as the climate warms. Rising temperatures are expected to increase the frequency and severity of heatwaves, creating greater health risks for economically marginalized residents, communities of color, older adults, young children, and people with existing medical conditions.

Changing precipitation patterns may also bring more intense rainfall alongside longer dry periods—a combination which can result in increasing flash flooding. Flooding can contaminate water sources and increase the risk of waterborne illness, while drought conditions raise the likelihood of wildfires and dust events that degrade air quality and worsen respiratory problems such as asthma and allergies. Warmer temperatures can also extend the active seasons of mosquitoes and ticks, increasing the potential spread of diseases such as West Nile virus and Lyme disease in Minnesota.

Climate impacts also affect mental health. Experiencing—or even anticipating—climate-related events can contribute to stress, anxiety, and trauma, particularly when economic or social pressures intensify these challenges.

The Food Connection

Food systems are closely tied to both climate change and community health. Transporting food long distances relies heavily on fossil fuels and refrigeration, increasing greenhouse gas emissions and energy use. Producing and purchasing food locally can reduce these impacts while strengthening regional food systems and community food security.

Climate change is also creating new risks for food production through extreme heat, heavier rainfall, invasive pests, and shifting growing seasons. These disruptions may worsen food insecurity, which already affects low-income households at much higher rates. Expanding local food production, farmers markets, and community gardens can improve food access while supporting the local economy. Local produce farms generate roughly three times more jobs per dollar of revenue than farms focused only on wholesale markets. Community gardens also provide social and environmental benefits by strengthening neighborhood connections, encouraging outdoor activity, and supporting habitat for pollinators and wildlife.

Sector Goals:

By 2036



Support
community health amid climate change



Increased
production and access to local food



Reduced
hunger and food waste

What We Heard:

63%

of survey respondents are concerned about climate change risks to Roseville's vulnerable people.





Equity Considerations

Clear multilingual information about cooling centers and emergency resources, paired with expanded emergency communication systems, can ensure residents receive alerts during extreme events. Outreach should use multiple channels—text alerts, social media, community organizations, schools, and faith networks—to reach people who may not rely on traditional information sources. Supporting community-led preparedness can help neighbors share trusted information and resources. Partnerships with schools and health professionals can help children, caregivers, and educators understand climate-related health risks and available services. Prioritizing outreach in areas with higher social vulnerability by providing culturally relevant materials.



Impact Potential

Local governments play a critical role in helping vulnerable residents prepare for climate impacts, as these groups often experience the greatest risks and have the fewest resources to recover. Strengthening their resilience can also reduce long-term social and economic costs.^{1,2} Roseville’s Climate Vulnerability Assessment highlights the need to prioritize adaptation strategies that support BIPOC communities, people with limited incomes, and adults over 65.³



ACTIONS

- HL 1-1 Strengthen emergency preparedness for overlapping events (such as extreme heat, storm events, and power outages occurring at the same time) by providing clear, accessible information about resources such as resilience hubs, cooling centers, and other support services, with an emphasis on reaching residents who speak languages other than English.

- HL 1-2 Improve, expand, and promote City and partner emergency communications and encourage residents to sign up for alerts to receive timely updates.

- HL 1-3 Build resilience by partnering to create community education and resident-led initiatives that raise awareness of climate impacts and support household and neighborhood preparedness, including information on City programs like active transportation, tree planting, and climate-friendly yards.

- HL 1-4 Collaborate with Ramsey County to support Roseville area school nurses and teachers in developing guidelines supporting student and family health in the face of climate impacts.



Strategy Metrics

Status of integration of overlapping climate events in Emergency Management plan;
Status of communication and education campaigns



Increase and support local food production and access—especially programs and initiatives that serve low-income and food-insecure residents.



Equity Considerations

Low-income households, renters, and residents in areas with limited grocery options often face barriers to fresh, healthy food. Updating policies to allow front-yard gardens, community gardens, urban farms, and small-scale food production—and prioritizing sites in underserved neighborhoods—can expand access to locally grown food. Incentives for developers and large property owners to include garden space can also support residents without yards.

Additional equity opportunities include expanding CSA pickup sites that accept SNAP and EBT and increasing farmers markets in underserved areas. A City-led initiative could provide training, youth engagement, and food donations through partnerships with schools, health providers, and community organizations.



Impact Potential

U.S. agriculture faces growing regional climate risks⁴ Reduced water, warmer winters, extreme heat, flooding, and shifting weather patterns threaten food production across many regions, including the Midwest. These disruptions can raise food costs and disproportionately affect low-income and food-insecure households. In Roseville, some residents already face barriers to healthy food due to financial strain, limited transportation, or distance from grocery stores.^{5,6} Strengthening local food systems can improve food access while supporting resilience, local jobs, and community wealth.^{7,8}



ACTIONS

- HL 2-1 Update policies to support local food production, including front-yard and rooftop gardens, community gardens, urban farms, beekeeping, and poultry keeping.

- HL 2-2 Work with, and give guidance to, City GIS staff to identify sites for community gardens or farms, including city park land, prioritizing locations that expand access for underserved communities and residents facing food insecurity.

- HL 2-3 Create incentives for developers and large property owners to include space in new construction, or for the removal of underutilized paved and turf grass areas to establish community gardens.

- HL 2-4 Coordinate with the School District, Ramsey County, non-profits, houses of worship, and hospitals to adopt climate-friendly, locally sourced food-procurement policies and use group purchasing and shared logistics to improve farm-to-agency efficiency.

- HL 2-5 Offer City facilities and parking lots as CSA pickup sites that accept SNAP and EBT, prioritizing low-income neighborhoods and areas with limited grocery access. Collaborate with other organizations and agencies to expand site availability and opportunities.

- HL 2-6 Establish a City- and partner-led community food project that includes garden plots, a food forest, and an urban market garden to train youth and residents in local food production, donate food to those in need, and explore a year-round indoor growing facility.

- HL 2-7 Partner with organizations such as Good Acre, the University of Minnesota, Gibbs Farm, and the St. Paul Farmers' Market to expand farmers market access in Roseville and pursue grant funding to support these efforts.

- HL 2-8 Collaborate with UofM Master Gardeners, UofM Extension, Ramsey County and other partners in compiling, promoting, and distributing information on how to start and maintain "back-yard" and community gardens.



Strategy Metrics

Food access city-wide (USDA);
Reported number of community gardens;
Status of policies;





Equity Considerations

Food insecurity disproportionately affects low-income households, seniors, and families with limited access to grocery stores or transportation. Establishing a Food Recovery Network can redirect surplus food from events, institutions, and businesses to residents experiencing food insecurity while reducing waste. Partnerships with food shelves, senior services, and culturally relevant organizations can help ensure food reaches those who need it most. A Food Security Assessment can identify neighborhoods with limited grocery access or transportation barriers to guide targeted investments. Initiatives such as edible walk-to-school routes and food forests can provide free, locally grown food while creating educational opportunities and strengthening community resilience.



Impact Potential

Across the United States, roughly 30–40% of food is never eaten.⁹ In Roseville, an estimated 3,900 tons of food are discarded each year in the local waste stream, representing more than \$1.8 million in lost value.^{10,11,12} Beyond the greenhouse gases generated when food decomposes, this wasted food could help households experiencing food insecurity. The land, water, energy, and labor used to produce it are also lost. Reducing food waste can support Roseville’s climate and resilience goals, improve resource efficiency, and help strengthen local food security.¹³



ACTIONS

-
- HL 3-1 Work with local and regional businesses and agency partners to explore establishing a Food Recovery Network to collect surplus food from large events and facilities and distribute it to food-insecure and elderly residents.
-
- HL 3-2 Conduct a Food Security Assessment to identify food insecurity, limited grocery access—especially in vulnerable areas—and strategies to improve food security citywide.
-
- HL 3-3 Partner to create “edible walk-to-school” routes or food forests by planting fruit trees, shrubs, and perennials that allow students to harvest food along school walking routes. Collaborate with U of M Master Gardeners program to establish "Gardeners in Residence" at Roseville schools to support and promote routes.
-



Strategy Metrics

Food insecurity reported in City (or pro-rata share of county);
Community participation levels in Food Scraps bag waste collection;
Reported share of food waste characteristics data





Climate Smart Natural Lands




**Roseville,
October 14, 2040**

The fall colors are incredible this year. Walking through the neighborhood today, I realized how rare traditional lawns have become. Most yards are filled with native flowers, prairie grasses, and pollinator plants.

Years ago the city partnered with community groups to help residents replace turf with native landscapes. It worked. Neighbors took the idea and ran with it, transforming their yards into diverse habitats. Many buildings now have green roofs, and trails wind through neighborhoods lined with native plants and small food plots.

Lawn care changed too — natural soil practices replaced chemical fertilizers and pesticides. The tree canopy has grown thicker, and during heat waves those shaded corridors make a real difference. I hear birds constantly now, and the insect life has returned in a way that feels hopeful.

Standing beneath those trees today, it's hard not to feel how connected everything is — the land, the people, and the health of the community.






Forests, parks and natural landscapes are powerful allies for climate action. Trees and vegetation absorb carbon dioxide, cool neighborhoods, filter pollutants and provide habitat. Access to green space also benefits mental and physical health by offering places to exercise, relax and connect with nature. Focusing on establishing tree canopy targets, prioritizing diverse and disease-resistant species, and providing care for young and mature trees can expand these benefits. Proper planting sites with adequate soil preparation and regular maintenance ensure long-term success.

Beyond trees, restoring native ecosystems strengthens resilience. Wetlands and riparian zones along streams and lakes act as natural buffers, storing floodwaters and improving water quality. Native prairie plantings have deep roots that increase soil infiltration, store carbon and support pollinators. Replacing lawns with drought-tolerant gardens reduces irrigation demands and chemical use, while community gardens and edible landscapes offer fresh produce and gather neighbors. Integrating green infrastructure—like bioswales, green roofs and permeable pavements—into the built environment manages stormwater, reduces heat islands and adds beauty. Mapping and monitoring these natural assets helps track progress and ensures that investments deliver long-term benefits. Partnerships with regional agencies, nonprofits and educational institutions can protect larger landscapes, expand habitats and foster environmental stewardship.

Tracking tree canopy, green infrastructure and biodiversity through mapping and citizen science programs helps the city measure progress and adapt strategies over time. Engaging volunteers in tree planting, prairie restoration and invasive species removal builds community pride and fosters environmental stewardship. Protecting and enhancing natural areas also supports local economies through recreation, tourism and ecosystem services like pollination and flood mitigation. Coordinating with agricultural producers to promote regenerative practices—such as cover cropping, reduced tillage and agroforestry—can increase soil carbon storage and create habitat corridors across the landscape.

Sector Goals:

	In 2024	By 2036
 tree canopy cover citywide	28.6%	30.3% tree canopy cover citywide
 lawn cover citywide	21.5%	19.3% lawn cover (replaced with native grasses)
 dark impervious surface cover citywide	21.6%	21.0% dark impervious surface cover citywide

What We Heard:

62% of survey respondents are concerned about climate change risks to trees, plants, and ecosystems.



Increase tree cover, particularly in equity prioritized neighborhoods, 6% over the existing tree canopy coverage by 2036.

(from 28.6% to 30.3% of community-wide ground cover. See 2025 Roseville Ground Cover, Heat Island, and Carbon Sequestration Study for suggested prioritized neighborhoods)



Equity Considerations

Neighborhoods with fewer trees often experience higher temperatures, poorer air quality, and limited access to green space—conditions that disproportionately affect lower-income residents and communities of color. A Land Conversion Opportunity Study with an equity analysis of greenspace access can identify priority areas for canopy expansion and guide targeted tree planting, turf conversion, and habitat restoration. Free or discounted tree programs can help residents with limited resources participate in expanding the City’s canopy. Additional equity opportunities include assistance replacing trees lost to emerald ash borer, policies that maintain canopy across neighborhoods, and development standards that expand tree cover without burdening lower-income property owners. Investments in soil restoration and affordable tree stock can also improve survival rates and reduce costs.



Impact Potential

Roseville’s tree canopy provides many environmental and community benefits. Trees help absorb stormwater, improve water quality, lower neighborhood temperatures, reduce building energy demand, store carbon, and support local economic activity.^{1,2,3} Expanding canopy coverage can strengthen the City’s climate adaptation efforts. Focusing new planting and canopy restoration in areas with fewer trees can also advance equity and help reduce urban heat island effects. Priority locations and selection criteria for canopy expansion are outlined in the City’s 2025 Ground Cover Study.^{4,5}



ACTIONS

- CSL 1-1 Using the City’s 2025 canopy study, conduct a Land Conversion Opportunity Study to assess existing conditions to identify the best public and private sites tree canopy expansion, turf conversion, impervious surface reduction, and habitat restoration to meet plan goals. Include an equity analysis of greenspace access citywide to identify needs for expansion, acquisition, and preservation. Explore collaboration with watershed districts.

- CSL 1-2 Continue an annual program offering free or discounted native and climate adaptive trees to residents, prioritizing low-income community members. Explore growing seedlings for low-cost distribution and opportunities for public memorial or honorarium tree dedications. Goal: 600 trees per year.

- CSL 1-3 Collaborate with Ramsey County and other partners to establish an income-qualified program to assist property owners with the removal and replacement of EAB damaged trees with appropriate, climate adaptive species.

- CSL 1-4 Adopt a No Net Loss policy requiring that any removed public street or park tree be replaced and maintained. If on-site replacement is not feasible, the tree should be planted nearby or within a City-designated tree bank.

- CSL 1-5 Require soil-profile rebuilding at building project sites or areas with compacted soils to reduce erosion and fertilizer runoff, increase soil carbon storage, and improve long-term soil health and tree survival.

- CSL 1-6 Update the City’s landscape ordinance to increase minimum tree coverage and new tree size for new development and expansions and strengthen private tree-removal regulations, while ensuring an equitable fee structure that does not burden low-income property owners.

- CSL 1-7 Collaborate with Ramsey County and other partners to explore opportunities to establish a community gravel bed to raise bare root tree stock with greater resilience at lower cost for City tree planting, sale, and give-away programs.



Strategy Metrics

Reported community-wide tree canopy coverage (City Ground Cover Study updates)



Increase pollinator habitat and achieve a 10% turf replacement with native grasses and wildflowers citywide by 2036. (approximately 20 acres annually)



Equity Considerations

Residents in lower-income neighborhoods and multifamily housing often have fewer opportunities to influence landscaping decisions or access resources to replace traditional lawns. Reducing lawn requirements, clarifying allowances for native plantings, and creating demonstration projects on City property can help normalize ecological landscaping and remove confusing or restrictive rules. Education and outreach partnerships can engage youth, renters, and historically underrepresented communities in learning about pollinators, native plants, and ecological stewardship. Programs offering hands-on training and free or low-cost plants can reduce participation barriers. Expanding pollinator corridors and greenbelt connections should prioritize neighborhoods with limited greenspace while encouraging locally produced compost to improve soils and support community greening.



Impact Potential

Replacing traditional lawns with native grasses and wildflowers can create landscapes that support climate and ecological goals. Native plantings provide habitat for wildlife—such as rusty patched bumble bees, goldfinches, and hummingbirds—improve air and water quality, strengthen biodiversity, and store more carbon.^{6,7,8} With roughly 84% of Roseville’s grassland areas currently maintained as turf, many spaces present opportunities for conversion. Transitioning portions of turf to native vegetation can increase stormwater infiltration, reduce irrigation demand, and enhance soil carbon storage. Larger turf areas, in particular, offer strong potential for restoration and long-term environmental benefits.^{9,10,11,12}



ACTIONS

- CSL 2-1 Establish a City policy to reduce impervious surfaces and increase ecological diversity on City properties by using pavement reduction, permeable surfaces, green roofs, and replacing turf with native wildflowers and prairie grasses to support pollinators.

- CSL 2-2 Remove or reduce lawn and grass requirements and consider establishing native wildflower or prairie grass coverage standards in ordinances and implement a communication campaign, including yard signs for converted areas, to clarify allowances for lawn alternatives.

- CSL 2-3 Partner with the University of Minnesota Master Gardeners, Roseville Area Schools, and Friends of Roseville Parks to create a greenspace ambassador and education program.

- CSL 2-4 Adopt an ordinance requiring locally/regionally produced finished compost in topsoil for City projects, and collaborate with community gardens, landscapers, and local composters to expand its use at homes and gardens. Explore pilot use of food-waste–derived compost in select earthwork projects to help strengthen local composting markets.

- CSL 2-5 Enhance communitywide greenbelt and habitat connectivity by identifying and improving pollinator and wildlife corridors. Include interpretive signs and information.



Strategy Metrics

Reported community-wide lawn and native grass coverage (City Ground Cover Study updates)



Reduce heat island effect by decreasing dark impervious surfaces 3% of existing dark impervious surface coverage by 2036. (approximately 6 acres annually)



Equity Considerations

Urban heat island impacts vary across Roseville. Areas with large parking lots, extensive pavement, limited tree canopy, and few green spaces often experience higher temperatures, disproportionately affecting renters, lower-income residents, seniors, and people with health vulnerabilities. Incorporating heat-island reduction strategies into City and City-supported development—along with improved parking lot design that adds trees and vegetation—can help create cooler, healthier environments.

Equity-focused actions should prioritize incentives and redevelopment in neighborhoods with higher heat exposure and limited canopy. Converting underused pavement to green space can provide cooling, manage stormwater, and create gathering areas. Demonstration projects—such as cool roofs, cool pavements, and vertical gardens at schools, libraries, and multifamily housing—can expand awareness and access to effective cooling strategies.



Impact Potential

Urban areas are often warmer than nearby rural landscapes due to dense development and concentrated human activity. This effect increases discomfort and can elevate health risks, especially during heat waves that are expected to become more frequent and intense in Roseville.^{13,14} Dark, impervious materials—such as asphalt streets and conventional rooftops—absorb and retain large amounts of heat, making them key contributors to the urban heat island effect.¹⁵ Reducing the extent of these surfaces or replacing them with cooler, more reflective, or permeable materials can help lower temperatures and lessen heat-related impacts.



ACTIONS

- CSL 3-1 Require new City building projects, and City-supported commercial developments and those needing planned unit development (PUD) or Conditional Use approvals to implement heat-island reduction strategies, such as cool surfaces, solar-ready shading, reduced impervious area, and breeze capture.

- CSL 3-2 Revise parking lot guidelines to require planting islands with a mix of native, salt-tolerant, and climate adaptive canopy trees, shrubs, and groundcovers suited to the site to support long-term growth and reduce heat-island effects.

- CSL 3-3 Collaborate with partners to create incentives for converting underused paved and turf areas into sustainable green spaces, guided by the City’s Land Conversion Opportunity Study.

- CSL 3-4 Collaborate with partners to create Roseville demonstration cool/green roof, cool pavements, and vertical garden projects.



Strategy Metrics

Reported community-wide impervious surface and "dark" impervious surface coverage (City Ground Cover Study updates)





Equity Considerations

Climate-resilient land management should ensure all residents have the knowledge and resources to participate. Renters, lower-income households, and multifamily residents often have less control over landscaping and fewer resources to adopt climate-friendly practices. City leadership—such as pesticide-free policies and native plant management on public lands—can demonstrate these approaches in parks, schools, and other public spaces while improving air and water quality and reducing chemical exposure. Equity opportunities include clear guidance on climate-adaptive landscaping, workshops, demonstration gardens, and free or low-cost plants so residents can participate regardless of income. Programs like “Lights Out” and “No Mow May” offer simple, low-cost ways for residents, schools, and organizations to support climate resilience.



Impact Potential

Invasive species can outcompete native plants and disrupt ecosystem balance, making natural areas less able to withstand climate stress.¹⁶ Managing invasive species and restoring native biodiversity strengthens ecosystem resilience by improving carbon storage, stormwater absorption, and habitat quality.¹⁷ Biodiverse landscapes are generally more adaptable to shifting climate conditions and support healthier urban ecosystems.¹⁸ Adopting no-fertilizer and no-pesticide land management practices further supports these outcomes by protecting soil health, pollinators, and beneficial insects. Reducing chemical inputs also improves water quality, lowers emissions linked to fertilizer production, and encourages native plant communities that are more resilient and require fewer resources to maintain.



ACTIONS

-
- CSL 4-1 Manage City-owned lawn and turf areas to expand native plant communities by using higher mow settings, applying biochar, adopting polyculture lawn mixes, and long-term native planting commitments. Promote practices community-wide through communication and educational materials.

 - CSL 4-2 Source or create a list of commonly used invasive or harmful landscaping plants and promote a native, climate-adaptive tree and plant guide with recommendations and instructions for removal, soil preparation, and replanting. Explore collaboration with Ramsey County.

 - CSL 4-3 Develop a Salt Reduction Plan to minimize environmental impacts of chloride use on pavement by City, County and private operators. This may include evaluation of parking lot size requirements, becoming a low-salt community, partnering with watershed districts to promote and distribute free grit salt alternatives, trainings and limited liability to commercial/institutional properties.

 - CSL 4-4 Promote public engagement programs such as "Lights Out" and "less-mow summer" and others that further the goals of this plan.



Strategy Metrics

Status of policy adoption;
 Status of land management practice implementation on City-owned land;
 Status of public engagement programs





Clean Economy



**Roseville,
October 14, 2040**

When I think back fifteen years, I remember people worrying about whether climate action would hurt the local economy. The opposite happened.

Roseville's clean economy is thriving now. Businesses across the city install solar panels, retrofit buildings for efficiency, restore native landscapes, and maintain food forests and gardens. Those programs that helped residents replace gas appliances created hundreds of skilled jobs in electrification and energy efficiency.

Curbside organics collection and reuse centers helped build a circular economy too. Food scraps become compost for gardens, and materials that used to be waste now have value again.

What I'm proudest of is that the city made sure these opportunities were open to everyone. Climate equity meant making sure every neighborhood had access to programs, training, and funding. Today local entrepreneurs from across Roseville are part of this growing green economy. Our city has become known as a place that proved climate solutions can strengthen both community and prosperity.



Climate and economic prosperity are intertwined. Failing to address climate change exposes communities to costly damages from storms, heatwaves, drought and health impacts. By contrast, investing in low-carbon solutions stimulates innovation, saves money and creates local jobs. Adopting an internal “social cost of carbon”—a value placed on the harm caused by emitting each ton of carbon—helps guide smarter economic decisions and highlights the long-term benefits of reducing emissions.

Many climate actions offer immediate economic returns. Energy-efficiency upgrades in homes and businesses lower utility bills, freeing money for other expenses. Rooftop and community solar projects reduce dependence on fossil fuels and insulate consumers from volatile fuel prices. Transitioning to electric vehicles and expanding public transit cuts spending on gasoline and diesel while increasing demand for electricity produced by regional renewable resources. Building renewable energy projects and installing efficiency measures create jobs in construction, maintenance and technology development. New industries—battery manufacturing, EV maintenance, smart grid services—emerge around clean technologies, offering additional opportunities to diversify local economies.

Ensuring that the benefits of a clean economy are shared equitably is essential. Low-income households and communities of color often face higher energy burdens and health risks from pollution. Programs that provide job training, subsidize efficiency upgrades and support community-owned renewable projects help close these gaps. Governments, businesses, schools and nonprofits can collaborate to create policies, training programs and incentives that align economic development with climate goals. Tracking metrics like emissions reductions, job creation, energy cost savings and improvements in public health allows the community to measure progress and adapt strategies. By choosing a path that values sustainability, Roseville can build a cleaner, healthier and more prosperous future.

Sector Goals:

By 2036



Grow
equitable climate
workforce and
entrepreneurship



Help
local businesses
build climate
resilience

What We Heard:

60%

of survey respondents support the City partnering with others to help local businesses understand and become more climate resilient.



Develop the equitable workforce and entrepreneur opportunities of Climate Action in the economy to achieve 400 new sustainability careers within Roseville by 2036.



Equity Considerations

Women, people of color, and lower-income residents have historically faced barriers to entering clean energy and sustainability careers. Prioritizing local businesses in City-funded projects and supporting green enterprises focused on renewable energy, repair and reuse, and resilience services can expand inclusive economic opportunities. Programs such as the Roseville Sustainable Steward initiative can also highlight diverse leaders advancing climate action.

Conducting a Clean Economy Development Assessment can identify workforce gaps, training needs, and participation barriers. Partnerships with schools, colleges, unions, and community organizations can create paid green apprenticeships and internships, while mentorship, transportation assistance, and flexible training options help expand access to sustainability careers.



Impact Potential

Climate action requires significant investment, but it can also drive economic growth.¹ Advancing sustainability could add an estimated \$26 trillion to the U.S. economy by 2030, and every dollar invested in resilience returns about four dollars in benefits.² Strong climate initiatives also help communities recover from disruptions, such as COVID-19, while strengthening long-term economic stability.

Local actions—including solar deployment and building weatherization,—can create well-paid green jobs that keep wealth in Roseville.^{3,4} Preliminary estimates suggest the plan’s transportation, buildings and energy, and waste goals could generate 60–70 jobs. Many roles have low entry barriers while offering competitive wages and valuable technical skills.^{3,5,6}



ACTIONS

-
- CE 1-1 Prioritize, and foster economic development of "green" businesses that support the goals of this plan, especially those focused on renewable energy, energy efficiency, goods repair and reuse, resilience, and improving the quality of life for vulnerable populations.

 - CE 1-2 Prioritize use of local businesses for City financed energy efficiency and renewable energy projects, with special consideration given to businesses owned by women and minorities.

 - CE 1-3 Expand and promote the Roseville Sustainable Steward program to honor local business, non-profit, school, houses of worship, and resident leadership in climate action, increase awareness, and encourage continued sustainability efforts.

 - CE 1-4 Create a Clean Economy Development Assessment to identify local business and job growth opportunities that support the plan’s goals, and define next steps.

 - CE 1-5 Explore partnerships with Ramsey County, Roseville Area Schools, colleges, unions, nonprofits, houses of worship, and employers to create a paid Green Jobs apprenticeship and internship program. Consider cost/resource sharing with businesses and prioritize low-income and underrepresented candidates.



Strategy Metrics

Status of Green Jobs program;
City employment and firm counts;
Job count in climate and sustainability sectors



Equity Considerations

Supporting businesses in adopting sustainable and resilient practices should ensure resources are accessible to companies of all sizes. A coordinated communication and education plan can provide clear guidance, technical assistance, and information about available incentives and funding. Recognition and grant programs can also encourage participation by highlighting diverse businesses and community organizations advancing sustainability.

A Climate Action Project grant program can help reduce financial barriers by supporting small businesses, nonprofits, and community institutions investing in energy efficiency, renewable energy, and waste reduction. Prioritizing outreach and funding for smaller businesses and those serving lower-income neighborhoods helps ensure benefits reach the entire Roseville community.



Impact Potential

The COVID-19 pandemic showed how large disruptions can quickly strain businesses, workers, and local economies. Global GDP declined by about 4.3% in 2020, and research suggests climate change could produce economic losses of similar or greater scale—even if global climate targets are met, and much larger if emissions continue to rise.⁷ Small businesses, which drive much of Roseville’s economic activity and employment, are particularly vulnerable to these shocks. Strengthening local climate resilience can help protect these businesses and support a more stable local economy.^{8,9}



ACTIONS

-
- CE 2-1 Develop a coordinated business communications and education plan, including a Green Business Scorecard with incentives, funding, and resources, plus guidance on zero waste, water conservation, resilience, efficiency, and renewable energy.

 - CE 2-2 Develop a recognition program to promote Roseville as an environmentally friendly destination by highlighting businesses, home owners associations, and residents that are taking steps to reduce resource consumption and meeting the criteria of the Green Business Scorecard.

 - CE 2-3 Explore partnerships to establish a Roseville Climate Action Project grant program to incentivize and support sustainability initiatives that align with the Climate Action and Equity Plan.



Strategy Metrics

Status of communication campaign;
 Status of recognition program;
 Status of Roseville Climate Action
 Project grant program





Implementation

Organizing For Implementation Is Critical

The first years following adoption of the Climate Equity Action Plan (CEAP) are especially important for building momentum. Clear leadership roles, strong coordination among departments, and reliable funding will help Roseville advance its goals. The plan establishes ambitious targets to reduce greenhouse gas emissions and strengthen climate resilience, requiring climate priorities to be integrated into daily City operations and services. Achieving these outcomes will also depend on active participation from residents, businesses, and community leaders working alongside the City.

Equity in Implementation

Advancing equity is essential to achieving the CEAP's vision of a climate-positive future. Key considerations for implementation include:

Disproportionate Impacts: Could the action place unintended burdens on low-income residents or communities of color? How can potential impacts be reduced or avoided?

Shared Benefits: Can the benefits of the action be directed in ways that help reduce disparities and ensure they are distributed fairly across the community?

Accessibility: Are programs, resources, and opportunities accessible to all residents, including marginalized communities and minority- and women-owned businesses?

Alignment and Partnership: Does the action reflect community priorities, and are there opportunities to collaborate with local organizations, businesses, and institutions?

Accountability: Are safeguards in place to monitor outcomes, maintain transparency, and prevent unintended harm to vulnerable populations?

Implementation Is a Shared Responsibility

Climate change has many causes and wide-ranging impacts, and effective solutions require broad participation. Some actions will be led by Roseville's elected officials, departments, and staff, while others depend on decisions made by households, businesses, and community partners. Building a more resilient future will require commitment from both the City and the community. Residents and businesses can explore the "What You Can Do" section of this plan to create their own climate action strategies that support the CEAP.

Climate Action Is an Ongoing Process

Implementing a long-term climate strategy involves uncertainty related to future technologies, costs, and regulations. To remain adaptable, the CEAP will be implemented through annual work plans that identify priority actions each year. This approach allows climate goals to be integrated into the City's budgeting process and departmental planning while remaining aligned with other initiatives. As implementation progresses, specific actions may evolve while the plan continues to provide overall direction. Any initiatives involving new policies, ordinances, or City expenditures will follow the City Council's standard review and approval process.



 ACTIONS

- I 1-1 Provide clear guidance, direction, and provide resources to help all City of Roseville departments support and participate in Climate Equity Action Plan implementation, and encourage ongoing staff training aligned with plan goals and actions.

- I 1-2 Establish a City CEAP Implementation Team with representatives from key departments to coordinate, prioritize, and support annual actions, and oversee progress tracking and reporting.

- I 1-3 City Administration, in coordination with the CEAP Implementation Team, will develop annual implementation plans outlining tasks, timelines, funding, CIP project integration, staffing, and accountability for City Council approval through the annual budget process, with regular progress updates.

- I 1-4 Adopt a policy requiring all existing and future City policies and ordinances to be reviewed for alignment with the Climate Equity Action Plan.

- I 1-5 Maintain and support sustainability staffing needed for plan implementation efforts

- I 1-6 Establish a coordinated annual communication and education campaign supporting the communication and educational needs of each of the CEAP sections and illustrating implementation of the plan as a community priority.

- I 1-7 Regularly evaluate CEAP progress and impacts (every 1–2 years), including updated community-wide and municipal GHG inventories, and adjust strategies and actions as needed.

- I 1-8 Explore establishing a volunteer Roseville Community CEAP Implementation Team with volunteers and representatives from a range of community organizations and neighborhoods to support the City's CEAP implementation, communication, and promotion.

Support Tools

To aid the City’s initial implementation, the paleBLUEdot team has developed supportive tools:

Implementation Matrix:

Excel tool for action implementation and monitoring.

Example Programs, Policies and Ordinances

Example programs, policies, and ordinances supporting the City’s Climate Action Plan strategies: <https://palebluedot.llc/roseville-example-ceap-policies>

Example Policy Alignment Memo

For use in reviewing policy items against Climate Action Plan goals: [Plan Alignment Statement Memo Roseville.pdf](#)





What You Can Do

Create Your Own Plan

The previous section outlines a ten-year work plan focused primarily on actions the City can take to lead climate progress across the community and reduce emissions from its own operations. City leadership is critical to achieving this plan's goals, but implementation will also require shared action. Residents, businesses, and institutions all have important roles to play in reducing emissions, preparing for climate impacts, and advancing community goals.

This section highlights practical actions community members can take and includes links to additional resources. It also ends with a form that individuals, households, and businesses can use to create their own climate action plan.

The following pages outlines a list that is intentionally broad and includes estimated cost and impact levels to help users choose actions that best match their needs, budgets, and interests.





Reduce Car Use

Cost Impact

Table with 3 columns: Description, Cost, Impact. Rows include: Walk or bike when traveling short distances...; Take public transit to work...; If possible, telecommute or carpool...; Consider becoming a one-car household...; Fly less; vacation locally...; Encourage your child to walk or bike to school...

Reduce Your Ride's impact

Cost Impact

Table with 3 columns: Description, Cost, Impact. Rows include: Keep your vehicle well-tuned...; Don't idle your car...; Choose an electric or hybrid vehicle for your next car...



Reduce Lawn Equipment Impact

Cost Impact

Table with 3 columns: Description, Cost, Impact. Rows include: If you need to mow your lawn, do it after 7pm...; Set your mower higher to encourage deeper roots...; Replace your lawn and snow equipment with electric...; Replace your grass lawn with native pollinators...; Implement a no-idling policy for your vehicle fleet...

Reduce Your Business's Impact

Cost Impact

Table with 3 columns: Description, Cost, Impact. Rows include: Use video conferencing rather than traveling for meetings...; Establish an Eco Driving program to optimize fleet fuel efficiency...; Work to be designated as a League of American Bicyclists...; Explore how you can offer your employees alternative commute incentives...; Install charging stations to support employee and visitor electric vehicle use...; Make - and implement - a Fleet Transition Plan to convert your vehicle fleet to zero-emission vehicles...





Use Less Energy **Cost** **Impact**

Turn down your water heater to 120°. Learn more at the US DOE .	Behavior Change	*
Schedule a Home Energy Squad energy audit through Xcel Energy.	\$	**
Replace an older home thermostat with an “ ENERGY STAR Certified smart ,” programmable model and receive an Xcel Energy rebate .	\$	***
Learn more from the US DOE about ways you can save energy year-round and challenge yourself to implement them all!	\$	**
Replace incandescent light bulbs with LEDs.	\$	*
Use ENERGY STAR certified energy-efficient appliances.	\$\$	**
Install, or have a licensed contractor install, more insulation in your home.	\$\$\$	****
Install ENERGY STAR Certified energy-efficient windows and doors, working with a licensed contractor.	\$\$\$	***

Go Renewable **Cost** **Impact**

Support solar development by subscribing to community solar, learn more at Minnesota Clean Energy Resource Teams .	Behavior Change	*
If you don't own your home (or if your home is not suitable for solar) buy renewable electricity through Xcel Energy .	\$	***
If possible, participate in a residential solar group purchasing program like this one from MREA .	\$\$\$	****
Install solar PV or solar thermal panels at your home, working with a licensed contractor, see MnSIEA to begin your search.	\$\$\$\$	****

Eliminate Fossil Fuel Use **Cost** **Impact**

Replace your clothes dryer with an ENERGY STAR Certified heat pump model.	\$\$	**
Replace your gas range with an ENERGY STAR Certified induction cooktop.	\$\$	**
Replace your water heater with an ENERGY STAR Certified heat pump model.	\$\$	***
Replace gas heating equipment with a heat pump system—learn more at Fresh Energy .	\$\$\$	****
If you renovate or build a new home, find US Department of Energy Net Zero Energy Ready Home partners who can help you explore making a Net Zero home - learn more at the US DOE .	\$\$\$\$	****





Reduce What You Throw Away **Cost** **Impact**

Refuse Single-Use Plastics: Carry a reusable water bottle, travel mug, and a set of utensils to avoid plastic bottles and disposable cutlery when out.	Behavior Change	*
Donate and Buy Secondhand: Donate old clothes, appliances, and furniture to charity, and extend product life cycle by purchasing used items like clothing, furniture, and electronics from thrift stores or online marketplaces like Poshmark or Facebook Marketplace.	Behavior Change	**
Refuse Unnecessary Items: Say no to complimentary items you won't use, such as plastic cutlery, napkins, and brochures	Behavior Change	**
Go Paperless: Opt out of junk mail, pay bills online, and use digital subscriptions to reduce paper waste.	Behavior Change	**
Buy in Bulk and Select Eco-Friendly Packaging: Purchase items in bulk to minimize packaging waste and choose products with minimal or recyclable packaging.	Behavior Change	*
Become familiar with Ramsey County recycling guidelines for what you can recycle and alternative locations for items not accepted.	Behavior Change	***
Reduce eWaste by donating electronics to places like Goodwill , or recycling them at the Ramsey County Environmental Center .	Behavior Change	***
Dispose of hazardous waste like batteries and electronics at the Ramsey County Environmental Center .	Behavior Change	****
Choose Durable over Disposable: Invest in high-quality items that last longer, such as safety razors instead of plastic disposables or rechargeable batteries	\$	**



Increase Organics Diversion **Cost** **Impact**

Participate in Ramsey County's free food scraps program to easily divert scraps from the landfill.	Behavior Change	****
Drop off yard waste at a Ramsey County yard waste drop off site .	Behavior Change	***
Eat seasonally and shop local to ensure fresher, higher-quality produce with longer shelf life	Behavior Change	**
Aim to eliminate food waste. Eat existing fridge contents first. Plan meals and shop accordingly. Learn more about preventing food waste from the US EPA and meal planning tips and resources from Utah State University .	Behavior Change	***
Drop off food waste at a Ramsey County food waste drop off site .	Behavior Change	****
Create a backyard compost for vegetable food and yard waste. Learn more from the US EPA .	\$	****
Work with your employer/business to compost, or start organics recycling on site	\$\$	****
Reduce Water Use Inside Cost Impact		
Be mindful of your water use and focus on changes in habits such as turning off water when brushing your teeth and taking shorter showers - see more tips at the US EPA .	Behavior Change	*
Change out your shower heads and faucets for WaterSense labeled low-flow, water-efficient options.	\$	**
Install - or have a licensed plumber install - a WaterSense labeled , water-saving low-flow toilet.	\$\$\$	****
Install a leak detection system - learn more at the US EPA .	\$\$\$	****
Replace your clothes washer with a low water use, ENERGY STAR Certified unit, and avoid running small or partial loads.	\$\$\$	***
Replace your dishwasher with a low water use, ENERGY STAR Certified unit.	\$\$\$	***





Reduce Water Use Outside

Cost Impact

If you have a lawn and garden irrigation system, or use hoses and sprinklers, water thoroughly less often, and do so in the early morning or evening.

Behavior Change **

Avoid improper pruning, fertilization, mulching, and salting to reduce landscape water usage and contamination - see the [US EPA Water-Smart Landscapes guide](#) for more.

Behavior Change *

Collect rainwater in rain barrels to water your lawn and/or plants - see the [City of Roseville](#) for more.

\$ **

Retrofit existing irrigation systems with smart irrigation controls that use soil moisture and weather data to determine irrigation needs - see the [US EPA](#) for more.

\$\$ ***

Replace your lawn with prairie grass, wildflowers, and learn more drought resistant landscape principles from [Eco Home](#).

\$\$\$\$ *****



Make Your Property "Rain Ready"

Cost Impact

Evaluate your property for specific tips using the [My RainReady tool](#) from the Center of Neighborhood Technology, and review these flood preparedness tips from [Minnesota Public Radio](#).

Behavior Change *

Clean gutters and direct downspouts at least 4–6 feet away to keep roof runoff from pooling near your foundation - learn more at the [US EPA](#).

\$ ***

Install a backflow valve or drain protection to help prevent stormwater or sewage from backing into your basement during heavy rain. Learn more from [FEMA](#).

\$\$\$ ***

Install rain gardens to capture, slow, and absorb stormwater on site, helping reduce runoff and localized flooding. Learn more from the [US EPA](#).

\$\$\$ ***

Regrade low areas so soil slopes away from the house and water drains away from the foundation. See the [Milwaukee Metropolitan Sewerage District](#) for tips.

\$\$\$\$ *****

Install and maintain a sump pump with battery backup to remove basement water and protect your home during storm-related power outages. Learn more from [NDSU](#).

\$\$\$\$ *****

Replace hard surfaces with permeable pavement so rain can soak in, reducing runoff and helping filter pollutants. Learn more from the [US EPA](#).

\$\$\$\$ ***



Make Your Home Resilient **Cost** **Impact**

Plan and rehearse a fire evacuation plan with everyone who lives in your home or apartment-learn more from [FEMA](#). Behavior Change **

Keep yourself and your family current with physicals, vaccinations and prescribed medications and therapies. \$ ***

Have breathing-protection masks available for you and your family for when air quality alerts are declared - see [AirNow.gov](#) for sources. \$ **

Put together an emergency preparedness kit for your household - see [FEMA](#) for more. \$\$ ***

See the [Red Cross](#) for first-aid and CPR certification training. \$\$ **

Prepare your home for extreme weather by understanding its risks and taking steps to protect against heat, flooding, wildfire, and other hazards - see [My RainReady](#) and [The National Interagency Fire Center](#) for more. \$\$\$ ****

Make Your Community Resilient **Cost** **Impact**

Adopt-a-Neighbor: Notice a person who may be vulnerable or who lives alone. Offer to check on them periodically, especially during extreme weather or a natural disaster. Behavior Change ****

See the [US DHS](#) to locate your local community resilience hub or the [Twin Cities Mutual Aid Project](#) for cooling center locations. Behavior Change ***

Get involved with a local Citizen’s Emergency Response Team (CERT) and receive training to prepare for potential disasters - see [Ramsey County](#) for more. \$ ***

Grow Your Own Food **Cost** **Impact**

Start a vegetable garden in your yard - learn more from the [University of Minnesota](#). \$ ****

Visit the [American Community Gardening Association](#) to see if there is a community garden near you, or work with others to start a community garden so you can grow your own. \$ **

Keep chickens for eggs - learn more from the [University of Minnesota](#). \$\$\$ **

Plant fruit or nut bearing trees or shrubs that are well suited for our hardiness zone on your property - see the [Arbor Day Foundation](#) for information. \$\$\$ ***

Eat Climate-Friendly **Cost** **Impact**

Plan meals to maximize nutrition and minimize climate impact - see tips from [NC State Extension](#). Behavior Change ***

Eat a more plant-rich diet by cutting back on meat and dairy, starting with simple habits like Meatless Mondays - see tips from [Mayo Clinic](#). \$ ****

See [Minnesota Grown](#) for options for regionally grown foods and learn more about how these reduce emissions from [The Hill](#). \$\$ **

Support Local Growers **Cost** **Impact**

Support restaurants and grocery stores that use and sell locally-grown food - see [Minnesota Grown](#) for locations. Behavior Change ***

Support local growers at local farmers markets - see the [USDA Local Food directory](#) to find locations. \$ ***

Buy food that is in season, minimizing the distance food must travel - see [Minnesota Grown](#) for what is in season. \$\$ **

Buy ethically grown and harvested food, like fair-trade coffee and chocolate - see [Fair Trade](#) for more. \$ *

Join a local CSA to buy lower-emission, locally produced food directly from growers; see [Local Harvest](#) for locations. \$\$\$\$ ****





Create a Pollinator-Friendly Yard Cost Impact

Practice slow-mow-summer with your lawn. See the University of Minnesota for more.	Behavior Change	*
Eliminate pesticide use - see the University of Minnesota Bee Lab for more.	Behavior Change	***
Convert your lawn to a bee lawn - see the University of Minnesota for more.	\$\$	***
Plant native flowers, shrubs, and trees that bloom from spring through fall to support pollinators and biodiversity; see the Xerces Society for more.	\$\$\$	****
Replace all or part of your lawn with native plants and wildflowers; see the University of Minnesota for ideas and Minnesota's Lawns to Legumes program for possible funding.	\$\$\$\$	****

Increase The Tree Canopy Cost Impact

Volunteer for tree planting with the City of Roseville or Ramsey County - or visit Tree Trust for other opportunities.	Behavior Change	**
Plant native trees in your yard to provide shade and cooling in summer heat. See the City's Ground Cover Study for trees suited for our changing climate.	\$	***
Protect mature trees on your property to preserve shade, canopy cover, and the benefits large trees already provide - see Arbor Day Foundation for tips.	\$	****

Support Sustainable Businesses

If you go out to eat, choose a local GreenToGo Roseville restaurant.	Behavior Change	**
Shop at small, locally owned businesses - search the US Small Business Administration , or Local Business Index .	Behavior Change	****
Support businesses that have transparent and sustainable practices - search the Green Business and B-Corp directories .	Behavior Change	***
Talk with family and community groups about sustainability and ways to make everyday choices, purchases, and businesses supported more sustainable.	Behavior Change	*

Explore Job Opportunities Cost Impact

Explore opportunities for a green economy career - see ClimateBase for climate solutions careers, JobTrellis for jobs in climate tech and sustainability, or NetImpact for social impact jobs. Learn more, or learn more about sustainable career pathways.	Behavior Change	****
Learn more about sustainable career pathways at Sustainable Career Pathways .	Behavior Change	***
Access U.S. Small Business Administration resources to learn how to start a small business.	Behavior Change	***
Explore opportunities for support through the State of Minnesota's Small Business Environmental Technical Assistance Program	Behavior Change	**

Make Your Business Resilient Cost Impact

Access information on sustainable business practices through resources like MIT , University of New Hampshire , or the Green Business Benchmark .	\$	**
Create a Disaster Preparedness Plan for your business - see the US Small Business Administration and LISC for tips.	\$\$	****



Appendix A: References

The following are sources and additional references used in the Climate Equity Action Plan.

Introduction

1 UN Intergovernmental Panel on Climate Change, Climate change; a threat to human wellbeing and health of the planet. Taking action now can secure our future;

<https://www.ipcc.ch/2022/02/28/pr-wgii-ar6/>

2 World Health Organization, Climate Change; <https://www.who.int/news-room/fact-sheets/detail/climate-change-and-health>

3 USGS, What are the long-term effects of climate change?; <https://www.usgs.gov/faqs/what-are-long-term-effects-climate-change>

4 US Energy Information Administration, Energy and the environment explained Greenhouse gases and the climate; <https://www.eia.gov/energyexplained/energy-and-the-environment/greenhouse-gases-and-the-climate.php>

5 REN21, Is Renewable Energy the Definition of Resilience; <https://www.ren21.net/renewable-energy-resilient/>

6 Generation180, Clean Energy is a Massive Job Creator; <https://generation180.org/clean-energy-is-a-massive-job-creator/>

7 State of Minnesota Climate Action Framework; <https://climate.state.mn.us/minnesotas-climate-action-framework>

8 US EPA, "What Climate Change Means for Minnesota"; <https://19january2017snapshot.epa.gov/sites/production/files/2016-09/documents/climate-change-mn.pdf>

9 State of Minnesota, Interagency Climate Adaptation *Team*, Building Resiliency to Extreme Precipitation in Minnesota; https://bwsr.state.mn.us/sites/default/files/2018-12/Building_Resiliency_to_Extreme_Precipitation_in_Minnesota-ICAT_White_Paper%20%282%29.pdf

10 NASA, Global Temperature (Global Avg Temperature); <https://climate.nasa.gov/vital-signs/global-temperature/?intent=121>

11 US Climate Resilience Toolkit Climate Explorer; <https://toolkit.climate.gov/tool/climate-explorer-0>

12 U.S. Global Change Research Program, Climate Science Special Report; <https://science2017.globalchange.gov/>

13 US National Oceanic and Atmospheric Administration, National Centers For Environmental Information, Climate Data Online; <https://www.ncdc.noaa.gov/cdo-web/>

14 City of Roseville Climate Vulnerability Assessment; <https://view.publitas.com/palebluedot/roseville-climate-vulnerability-assessment-update/>

15 Assumes 60% of decrease of days <32° F occur during frost-free season with balance occurring during winter months. All numbers are shown as change over baseline column.

16 University of Minnesota, Changing Seasons; <https://climate.umn.edu/our-changing-climate/changing-seasons>

17 Argonne National Laboratory, Center for Climate Resilience and Decision Science; <https://disgeoportal.egs.anl.gov/ClimRR/>

18 Increases are due to increased air conditioning needs. Calculations are based on US Environmental Protection Agency's "Climate Change Indicators; Residential Energy Use"; <https://www.epa.gov/climate-indicators/climate-change-indicators-residential-energy-use> and an estimated average of 16.9% of total residential electric use for air conditioning based on US Energy Information Administration "Use of energy explained"; <https://www.eia.gov/energyexplained/use-of-energy/electricity-use-in-homes.php>

City of Roseville Climate Equity Action Plan References

19 US EPA “Climate Change in the United States; Benefits of Global Action”;

<https://www.epa.gov/sites/default/files/2015-06/documents/cirabrochure.pdf>

20 US EPA, The Basics of Climate Change:

<https://www.epa.gov/climatechange-science/basics-climate-change>

21 City of Roseville Community GHG Inventory, 2025;

<https://view.publitas.com/palebluedot/roseville-ghg-inventory-report/>

22 UN Intergovernmental Panel on Climate Change (IPCC), AR6 Synthesis Report Climate Change 2023;

<https://www.ipcc.ch/report/ar6/syr/>

23 United Nations, The Paris Agreement (2015), 2.1.a,

https://unfccc.int/sites/default/files/english_pari_s_agreement.pdf

24 Goal aligns with State of Minnesota 2026 Climate Action Framework

(<https://climate.state.mn.us/minnesotas-climate-action-framework>), Ramsey County’s 2024 Climate Equity Action Plan

(<https://www.ramseycountymn.gov/your-government/projects-initiatives/climate-action/climate-equity-action-plan>), and the recommended reduction targets from the United Nations Intergovernmental Panel on Climate Change (IPCC), AR6 Synthesis Report Climate Change 2023;

<https://www.ipcc.ch/report/ar6/syr/>

25 A “Net Zero” community produces the same amount of energy it consumes through renewable and GHG emission-free sources, resulting in zero net emissions over a year. With a net zero target, only a small portion of residual emissions, more than 5-10%, should be offset using high-quality carbon removal methods.

Sources:

NREL Definition of a “Zero Net Energy”

Community;

<https://docs.nrel.gov/docs/fy10osti/46065.pdf>

Science Based Targets Initiative, Corporate Net-Zero Standard;

<https://sciencebasedtargets.org/net-zero>

26 State of Minnesota, 2026 Climate Action Framework;

<https://climate.state.mn.us/minnesotas-climate-action-framework>

27 Ramsey County, 2024 Climate Equity Action Plan;

<https://www.ramseycountymn.gov/your-government/projects-initiatives/climate-action/climate-equity-action-plan>

Clean Transportation

1 City of Roseville Community GHG Inventory, 2025;

<https://view.publitas.com/palebluedot/roseville-ghg-inventory-report/>

2 National Academies, “Transportation’s Role in Equity and Justice; Restoring and Revitalizing Neighborhoods and Communities”;

<https://www.nationalacademies.org/news/2021/07/transportations-role-in-equity-and-justice-restoring-and-revitalizing-neighborhoods-and-communities>

3 US Census accessed via Deloitte Data USA;

<https://datausa.io/profile/geo/roseville-mn>

4 US Census, On The Map;

<https://onthemap.ces.census.gov/>

5 AAA “Your Driving Costs, 2025”;

<https://newsroom.aaa.com/wp-content/uploads/2025/09/UPDATE-AAA-Fact-Sheet-Your-Driving-Cost-9.2025-1.pdf>

6 New York Times, “E.V.s Start With a Bigger Carbon Footprint. But That Doesn’t Last”;

<https://www.nytimes.com/2022/10/19/business/electric-vehicles-carbon-footprint-batteries.html>

City of Roseville Climate Equity Action Plan References

7 Continental Battery Systems, Can Lithium Batteries Be Recycled;

<https://www.continentalbattery.com/blog/can-lithium-batteries-be-recycled>

8 Michael L. Machala Et Al, Stanford University “Life cycle comparison of industrial-scale lithium-ion battery recycling and mining supply chains”;

<https://21672590.fs1.hubspotusercontent-na1.net/hubfs/21672590/Stanford%20University%20Life%20cycle%20comparison%20of%20industrial-scale%20lithium-ion%20battery%20recycling%20and%20mining%20supply%20chains.pdf>

9 Scientific American, “Recycled Lithium-Ion Batteries Can Perform Better Than New Ones”;

<https://www.scientificamerican.com/article/recycled-lithium-ion-batteries-can-perform-better-than-new-ones/>

10 State of Minnesota, Public Utilities Commission;

<https://mn.gov/puc/activities/economic-analysis/electric-vehicles/>

11 US EPA, Automotive Trends Report, 2023;

<https://www.epa.gov/system/files/documents/2023-12/420r23033.pdf>

12 City of Roseville Climate Action Baseline Assessment and Strategic Goal Recommendations;

<https://view.publitas.com/palebluedot/city-of-roseville-climate-action-baseline-assessment/>

13 Rolls Royce, “E-fuels powering a climate-neutral future”;

<https://www.rolls-royce.com/media/our-stories/discover/2021/e-fuels-powering-climate-neutral-future.aspx>

14 US Energy Information Administration, Carbon Dioxide Emissions Coefficients;

https://www.eia.gov/environment/emissions/co2_vol_mass.php

15 Consumer Reports, “Electric vehicle owners spending half as much on maintenance compared to gas-powered vehicle owners, finds new CR analysis”;

https://advocacy.consumerreports.org/press_release/electric-vehicle-owners-spending-half-as-much-on-maintenance-compared-to-gas-powered-vehicle-owners-finds-new-cr-analysis/

16 US Department of Energy Biodiesel Benefits and Considerations;

<https://afdc.energy.gov/fuels/biodiesel-benefits>

17 Catagen, “Benefits of Hybrid Cars for Fuel Consumption and Cost of Ownership”

<https://catagen.com/2022/08/31/blog-benefits-of-hybrid-cars-for-fuel-consumption-and-cost-of-ownership/>

18 Electrifying, “What is a self charging hybrid”;

<https://www.electrifying.com/blog/knowledge-hub/what-is-a-self-charging-hybrid>

19 Consumer Reports, “Electric vehicle owners spending half as much on maintenance compared to gas-powered vehicle owners, finds new CR analysis”;

https://advocacy.consumerreports.org/press_release/electric-vehicle-owners-spending-half-as-much-on-maintenance-compared-to-gas-powered-vehicle-owners-finds-new-cr-analysis/

Clean Energy and Efficient Buildings

1 US Department of Energy, Residential Program Solution Center;

<https://rpsc.energy.gov/energy-data-facts>

2 City of Roseville, residential and non-residential construction permit history, 2022, 2023, and 2024.

3 Social Explorer, Market Profile Data 2022

based on US Census American Census Survey; <https://www.socialexplorer.com/data/EASI2025/documentation/7933fdf1-4c9b-4cb2-ad82-5a8e949ac78f>

City of Roseville Climate Equity Action Plan References

- 4 City of Roseville Community GHG Inventory, 2025; <https://view.publitas.com/palebluedot/roseville-ghg-inventory-report/>
- 5 US Department of Energy, Benefits of Residential Solar Electricity; <https://www.energy.gov/energysaver/benefits-residential-solar-electricity>
- 6 ACEEE Understanding Energy Affordability; <https://www.aceee.org/sites/default/files/energy-affordability.pdf>
- 7 City of Roseville Renewable Energy Potentials Study; <https://view.publitas.com/palebluedot/roseville-renewable-potentials-study/>
- 8 Xcel Energy, Understanding Your Renewable Options; <https://mn.my.xcelenergy.com/s/renewable>
- 9 US Department of Energy, Renewable Energy Certificates; <https://www.epa.gov/green-power-markets/renewable-energy-certificates-recs>
- 10 US Census Bureau ACS 5 year estimates; <https://data.census.gov/table/>
- 11 Jessel S, Sawyer S and Hernández D (2019) Energy, Poverty, and Health in Climate Change; A Comprehensive Review of an Emerging Literature. *Front. Public Health* 7;357. doi; 10.3389/fpubh.2019.00357; <https://www.frontiersin.org/articles/10.3389/fpubh.2019.00357/full#h12>
- 12 University of Houston, Climate Change and Energy Vulnerability of the American Poor; <https://nlga.us/wp-content/uploads/uh-energy-white-paper-energy-burden-june-6-edit.pdf>
- 13 Riva M, Kingunza Makasi S, O'Sullivan KC, Das RR, Dufresne P, Kaiser D, Breau S. Energy poverty; an overlooked determinant of health and climate resilience in Canada. *Can J Public Health*. 2023 Jun;114(3);422-431. doi; [10.17269/s41997-023-00741-0](https://doi.org/10.17269/s41997-023-00741-0)
- 14 City of Roseville Climate Vulnerability Assessment; <https://view.publitas.com/palebluedot/roseville-climate-vulnerability-assessment-update/>
- 15 Tony G. Reames, Michael A. Reiner, M. Ben Stacey, An incandescent truth; Disparities in energy-efficient lighting availability and prices in an urban U.S. county; <https://www.sciencedirect.com/science/article/abs/pii/S0306261918302769>
- 16 Portland State University. "Shifts to renewable energy can drive up energy poverty, study finds." *ScienceDaily*. ScienceDaily, 12 July 2019. <https://www.sciencedaily.com/releases/2019/07/190712151926.htm>
- 17 US Department of Energy, Low Income Energy Affordability Data; <https://www.energy.gov/scep/low-income-energy-affordability-data-lead-tool-and-community-energy-solutions>
- 18 Savings calculated on Roseville average commercial electricity rate as reported by Electricity Local (<https://www.electricitylocal.com/>) and Natural Gas Local (<https://naturalgaslocal.com/>)
- 19 US Department of Energy, "How Distributed Energy Resources Can Improve Resilience in Public Buildings; Three Case Studies and a Step-by-Step Guide"; <https://www.energy.gov/scep/slsc/articles/how-distributed-energy-resources-can-improve-resilience-public-buildings-three>

Resilient Communities

1 US Interagency Security Committee, “Best Practices & Key Considerations for Enhancing Federal Facility Security and Resilience to Climate-Related Hazards”;
<https://www.cisa.gov/sites/default/files/publications/isc-enhancing-resilience-climate-hazards-dec-2015-508.pdf>

2 US Department of Homeland Security “Integrating Climate Adaptation into the Department to strengthen mission operations and infrastructure”
<https://www.sustainability.gov/pdfs/dhs-2021-cap.pdf>

3 Argonne National Laboratory, Center for Climate Resilience and Decision Science,
<https://disgeoportal.egs.anl.gov/ClimRR/>

4 Defined as Days Per Year with > 1" Rainfall, U.S. Climate Resilience Toolkit CLIMATE EXPLORER, NOAA; <https://crt-climate-explorer.nemac.org/>

5 WUFT, “Why the risk for flash flooding increases after a drought”;
<https://www.wuft.org/weather/2022-08-12/why-the-risk-for-flash-flooding-increases-after-a-drought>

6 Center for Climate and Energy Solutions, “Resilience Strategies for Drought”;
<https://www.c2es.org/wp-content/uploads/2018/10/resilience-strategies-for-drought.pdf>

7 US EPA Waste Management;
<https://www.epa.gov/trinationalanalysis/waste-management>

8 State of Minnesota Pollution Control Agency, Waste Planning and Recycling;
<https://www.pca.state.mn.us/air-water-land-climate/waste-planning-and-recycling>

9 Minnesota Chamber of Commerce, WasteWise program;
<https://www.mnchamber.com/sites/default/files/Waste%20Wise%20Annual%20Report.pdf>

10 North Carolina State University Extension, How Your Business Can Cut Costs by Reducing Waste; <https://content.ces.ncsu.edu/how-your-business-can-cut-costs-by-reducing-wastes>

11 ReFed, A Roadmap To Reduce US Food Waste by 20 Percent;
https://www.refed.com/downloads/ReFED_Report_2016.pdf

12 Agency for Toxic Substances and Disease Registry;
<https://www.atsdr.cdc.gov/hac/landfill/html/ch2.html>

13 State of Minnesota Waste Characterization Study, 2013;
<https://www.pca.state.mn.us/sites/default/files/w-sw1-60.pdf>

14 City of Roseville Climate Action Baseline Assessment and Strategic Goal Recommendations;
<https://view.publitas.com/palebluedot/city-of-roseville-climate-action-baseline-assessment/>

Healthy Lives

1 Framework for Climate Resilient Community-Based Adaptation. In; Haque, A.K.E., Mukhopadhyay, P., Nepal, M., Shammin, M.R. (eds) Climate Change and Community Resilience. Springer, Singapore.
https://doi.org/10.1007/978-981-16-0680-9_2

2 World Resources Institute, “5 Benefits to Local Action on Climate Resilience”;
<https://www.wri.org/insights/5-benefits-local-action-climate-resilience>

3 City of Roseville Climate Vulnerability Assessment;
<https://view.publitas.com/palebluedot/roseville-climate-vulnerability-assessment-update/>

City of Roseville Climate Equity Action Plan References

4 Lengnick, Laura. (2015). The vulnerability of the US food system to climate change. Journal of Environmental Studies and Sciences.

https://www.researchgate.net/publication/282499666_The_vulnerability_of_the_US_food_system_to_climate_change

5 City of Roseville Climate Action Baseline Assessment and Strategic Goal

Recommendations;

<https://view.publitas.com/palebluedot/city-of-roseville-climate-action-baseline-assessment/>

6 USDA Food Access Research Atlas;

<https://www.ers.usda.gov/data-products/food-access-research-atlas/>

7 Cleveland Foundation, ParkWorks, Kent State University Cleveland Urban Design Collaborative, Neighborhood Progress Inc., Cleveland-Cuyahoga County Food Policy Coalition;

[https://docs.google.com/viewerng/viewer?url=https://community-](https://docs.google.com/viewerng/viewer?url=https://community-wealth.org/sites/clone.community-wealth.org/files/downloads/report-masi-et-al.pdf)

[wealth.org/sites/clone.community-](https://community-wealth.org/sites/clone.community-wealth.org/files/downloads/report-masi-et-al.pdf)

[wealth.org/files/downloads/report-masi-et-al.pdf](https://community-wealth.org/files/downloads/report-masi-et-al.pdf)

8 American Planning Association, Local Food Systems Key to Healthy, Resilient, Equitable Communities;

<https://www.planning.org/planning/2021/winter/local-food-systems-key-to-healthy-resilient-equitable-communities/>

9 USDA, Why Should You Care About Food Waste;

<https://www.usda.gov/foodlossandwaste/why>

10 State of Nebraska Department of Environment and Energy, State of Nebraska Waste Characterization Study;

<http://dee.ne.gov/Publica.nsf/pages/WAS057>

11 City of Roseville Community GHG Inventory, 2025;

<https://view.publitas.com/palebluedot/roseville-ghg-inventory-report/>

12 ReFed, A Roadmap To Reduce US Food Waste by 20 Percent;

https://www.refed.com/downloads/ReFED_Report_2016.pdf

13 Fifth National Climate Assessment; Chapter 11 Agriculture, Food Systems, and Rural Communities;

https://nccasc.colorado.edu/sites/default/files/2025-07/NCA5_Ch11_Agriculture.pdf

Climate Smart Lands

1 Francisco J. Escobedo, Timm Kroeger, John E. Wagner, Urban forests and pollution mitigation; Analyzing ecosystem services and disservices, Environmental Pollution, Volume 159, Issues 8–9, 2011;

<https://www.sciencedirect.com/science/article/abs/pii/S0269749111000327>

2 T Elmqvist, H Setälä, SN Handel, S van der Ploeg, J Aronson, JN Blignaut, E Gómez-Baggethun, DJ Nowak, J Kronenberg, R de Groot, Benefits of restoring ecosystem services in urban areas, Current Opinion in Environmental Sustainability, Volume 14, 2015;

<https://www.sciencedirect.com/science/article/pii/S1877343515000433>

3 USDA Forest Service, Carbon Storage and Sequestration by Urban Trees in the USA;

<https://www.nrs.fs.fed.us/pubs/5521>

4 US EPA, Using Trees and Vegetation to Reduce Heat Islands;

<https://www.epa.gov/heatislands/using-trees-and-vegetation-reduce-heat-islands>

5 USDA Forest Service, Trees Reduce Building Energy Use in US Cities;

<https://www.nrs.fs.fed.us/news/release/trees-reduces-building-energy-use>

6 US EPA, Green Landscaping; Greenacres, a Source Book on Natural Landscaping for Public Officials;

[https://archive.epa.gov/greenacres/web/html/cchap2.html](https://archive.epa.gov/greenacres/web/html/chap2.html)

City of Roseville Climate Equity Action Plan References

7 Fight Climate Change at Home; Landscaping with Native Grasses, Lindsay Ifill; <https://www.wildrootsnj.com/ecological-landscaping-with-native-grasses-climate-change/>

8 Tallgrass Ontario; Tallgrass Prairie and Carbon Sequestration; <https://tallgrassontario.org/wp-site/carbon-sequestration/>

9 University of Minnesota, "The Potential of Turfgrass to Sequester Carbon and Offset Greenhouse Gas Emissions"; <https://turf.umn.edu/news/potential-turfgrass-sequester-carbon-and-offset-greenhouse-gas-emissions>

10 Resource Central, Unearth the Turf; Outdoor Water Savings; <https://resourcecentral.org/unearth-the-turf-outdoor-water-savings/>

11 US EPA, Know Your Roots; https://cfpub.epa.gov/npstbx/files/KSMO_KnowYourRoots.pdf

12 City of Roseville Ground Cover, Heat Island, and Carbon Sequestration Study; <https://view.publitas.com/palebluedot/roseville-ground-cover-heat-island-and-carbon-sequestration-study/>

13 US EPA, Climate Change and Heat Islands; <https://www.epa.gov/heatislands/climate-change-and-heat-islands>

14 City of Roseville Climate Vulnerability Assessment; <https://view.publitas.com/palebluedot/roseville-climate-vulnerability-assessment-update/>

15 Comparison of impervious surface area and normalized difference vegetation index as indicators of surface urban heat island effects in Landsat imagery. Fi Yuan and Marvin Bauer, February 2007; <https://linkinghub.elsevier.com/retrieve/pii/S0034425706003191>

16 The Nature Conservancy, "Invasive Species Threaten Climate Change Preparedness and Resilience"; <https://www.nature.org/en-us/newsroom/isac-invasive-species-advisory-committee-climate-change-resilience/>

17 Fourth National Climate Assessment, Chapter 7; Ecosystems, Ecosystem Services, And Biodiversity; <https://nca2018.globalchange.gov/chapter/7/>

18 University of Zurich. "Diverse landscapes are more productive and adapt better to climate change." ScienceDaily. ScienceDaily, 4 September 2017; www.sciencedaily.com/releases/2017/09/170904165641.htm

Clean Economy

1 New Climate Economy, Unlocking The Inclusive Growth Story of The 21st Century; Accelerating Climate Action in Urgent Times; https://newclimateeconomy.report/2018/wp-content/uploads/sites/6/2018/09/NCE_2018_FU_LL-REPORT.pdf

2 United Nations, Financing Climate; <https://www.un.org/en/climatechange/raising-ambition/climate-finance>

3 Brookings Institute, Advancing Inclusion Through Clean Energy Jobs; <https://www.brookings.edu/research/advancing-inclusion-through-clean-energy-jobs/>

4 The New Republic, "Care Work is Climate Work"; <https://newrepublic.com/article/161998/care-work-climate-work>

City of Roseville Climate Equity Action Plan References

5 Brookings Institute, “Why green jobs plans matter and where US cities stand in implementing them”;
<https://www.brookings.edu/articles/why-green-jobs-plans-matter-and-where-u-s-cities-stand-in-implementing-them/>

6 National League of Cities, “5 Strategies for Developing a Local Green Jobs Plan”;
<https://www.nlc.org/article/2024/04/02/5-strategies-for-developing-a-local-green-jobs-plan/>

7 The Economist, What is The Economic Cost of Covid-19?;
<https://www.economist.com/finance-and-economics/2021/01/09/what-is-the-economic-cost-of-covid-19>

8 United Nations, “Small businesses unprepared for pandemic-sized climate shock ‘every decade”;
<https://news.un.org/en/story/2021/06/1094582>

9 Union of Concerned Scientists, “When Rising Seas Hit Home”;
<https://www.ucsusa.org/resources/when-rising-seas-hit-home>

Appendix B: Potential Costs & Savings

The following documents the calculations and source references used for estimating the potential cumulative community-wide cost savings of the actions included in the Climate Equity Action Plan.



Summary of Estimated Cumulative Savings of Modeled Reductions

City of Roseville

Climate Equity Action Plan

Notes **Transportation**

VMT Reductions (public transit, bike, walk, etc)

Formula:

Cumulative vehicle miles saved x Average vehicle operation cost per mile = Gross VMT savings

VMT saved (goal year)	30,499,951
Cumulative vehicle miles saved (through goal year):	182,999,703
1 Average vehicle operating cost per mile:	\$0.770
	Gross VMT Savings
	\$140,909,771

1 Savings per VMT based on AAA estimates (<https://newsroom.aaa.com/asset/2025-your-driving-cost-fact-sheet/>)

Increased Public Transit Use

Formula:

Cumulative increased public transit mileage x Average public transit cost per mile = Increased spending on public transit

Increased public transit miles (goal year)	5,985,383
Cumulative increased public transit miles (through goal year):	35,912,297
2 Annual increased public transit pass costs (goal year):	-\$1,392,048
Cumulative increased public transit pass costs (through goal year):	-\$8,352,288
	Increased Spending on Public Transit
	-\$8,352,288

2 Annual increased public transit pass costs calculated based on increased percentage of population using public transit (target increased public transit percentage) multiplied by cost of monthly transit pass. Negative numbers indicate increased consumer spending. (<https://www.census.gov/programs-surveys/sis/resources/data-tools/quickfacts.html> <https://www.metrotransit.org/fares-passes>)

EV and Alt Fuel Conversions

Formula:

Cumulative VMT converted to EV/alt fuel x Average vehicle operation cost savings per mile = Gross EV VMT savings - Gross EV purchase spending difference = Net EV VMT Savings

VMT converted to EV/Alt fuel (goal year)	75,233,211
Cumulative VMT converted to EV/alt fuel (through goal year)	451,399,268
3 Average fuel savings per mile:	\$0.124
4 Average vehicle maintenance savings per mile:	\$0.041
	Cumulative Gross EV VMT savings (through goal year)
	\$74,326,167
5 Spending difference on EV purchase vs ICE purchase per mile driven	-\$0.054
New electric vehicle purchases	4,897
	Cumulative Gross EV purchase spending difference (through goal year)
	-\$24,580,195
	Net EV VMT Savings
	\$49,745,972

3 Fuel Savings per VMT based on average reported gasoline costs (<https://gasprices.aaa.com/state-gas-price-averages/>) divided by current average MPG (Federal Highway Administration:

<https://www.fhwa.dot.gov/policyinformation/quickfinddata/qftravel.cfm>) compared against average fuel cost per mile using current kWh rate (<https://www.electricitylocal.com/>) and average kWh/100 mile data (

<https://www.fueleconomy.gov/feg/byfuel/EV2024.shtml> ; <https://ev-database.org/cheatsheet/energy-consumption-electric-car>)

4 Maintenance savings per mile based on US Department of Energy FOTW #1190, June 14, 2021: Battery-Electric Vehicles Have Lower Scheduled Maintenance Costs than Other Light-Duty Vehicles (

<https://www.energy.gov/eere/vehicles/articles/fotw-1190-june-14-2021-battery-electric-vehicles-have-lower-scheduled>)

5 Average EV purchase price increase per vehicle on Kelly Blue Book average EV purchase price compared to average gasoline vehicle purchase price (<https://www.coxautoinc.com/market-insights/february-2025-atp-report/>) with available local, state, or federal tax credits applied. The total cost difference is then divided by an assumed average EV lifespan of 150,000 miles to arrive at an estimated cost difference per mile driven. Negative numbers indicate increased consumer spending.

Potential Total Cumulative Transportation Cost Savings

Formula:

Transportation sector savings - Transportation sector cost increases = Potential Total Cumulative Transportation Cost Savings

Transportation Sector Savings

Gross VMT savings	\$140,909,771
Gross EV VMT savings	\$74,326,167
Total Gross Transportation Savings	\$215,235,938

Transportation Sector Cost Increases

Increased spending on public transit	-\$8,352,288
Gross EV purchase spending difference	-\$24,580,195
Total Gross Transportation Cost Increases	-\$32,932,483

Potential Total Cumulative Transportation Cost Savings **\$182,303,455**

Summary of Estimated Cumulative Savings of Modeled Reductions City of Roseville

Notes Energy - Residential

Residential Savings - grid electricity to customer owned solar

Formula:

Cumulative kWh converted to solar x Average cost savings per kWh = Residential solar savings

	Residential kWh converted (goal year)	9,547,309
	Cumulative residential kWh converted (through goal year)	57,283,853
	Average net solar cost savings per solar kWh	\$0.075
6a	Average solar installation cost per KW	\$3,160.00
7	Average kWh produced annually per solar pv KW installed	1,287
	Estimated installed solar PV KW installed (goal year)	7,418
	Estimated total solar installation costs	\$23,441,722
8	Est average lifespan kWh produced per solar pv KW installed	38,429
8	Estimated cumulative lifespan kWh produced	285,076,673
9	Estimated value of cumulative lifespan kWh produced	\$44,926,886
	Average solar cost savings per kWh produced	\$0.075
	Residential Solar Savings	\$4,317,270

6a Recent average cost per KW is 1000x the per watt cost reported by Solar Reviews for a 6KW array <https://www.solarreviews.com> Potential savings from tax credits, depreciation, or grants are not included and would reduce these costs.

7 Calculations are based on the geographic energy production factor (<https://www.nrel.gov/docs/fy04osti/35297.pdf>) multiplied by an average performance ratio of 78% (<https://www.nrel.gov/docs/fy13osti/57991.pdf>)

8 Based on an assumed average useful life of 32.5 years according to NREL research with an average degradation rate of 0.5% (<https://www.nrel.gov/docs/fy24osti/90042.pdf>)

9 Savings per kWh based on average electricity cost per kWh (<https://www.electricitylocal.com/>) calculated to the solar array's midlife (year 16) using an estimated average electrical cost inflation of 2% annually

Residential Savings - utility purchased renewable

Formula:

Cumulative kWh converted to utility purchased renewable x Average cost/savings per kWh = Residential utility purchased cost/savings

	Residential kWh converted (goal year)	9,547,309
	Cumulative residential kWh converted (through goal year)	57,283,853
11	Average utility purchased cost/savings per kWh	-\$0.013
	Residential Utility Purchased Cost/Savings	-\$726,932

11 The average cost/savings per kWh of utility purchased renewable energy subscription is based on utility fee information. Negative numbers indicate increased consumer spending

Residential Savings - electrical energy efficiency

Formula:

Cumulative kWh saved from energy efficiency x Average cost per kWh = Gross Residential electrical energy efficiency savings - Residential Efficiency Upgrade Costs = Net Residential Electrical Energy Efficiency Savings

	Residential kWh saved (goal year)	4,773,654
	Cumulative residential kWh saved (through goal year)	28,641,926
12a	Average cost per kWh	\$0.115
	Gross Residential Electrical Energy Efficiency Savings	\$3,288,093
13	Residential Electrical Efficiency Upgrade Costs	-\$2,893,522
	Net Residential Electrical Energy Efficiency Savings	\$394,571

12a Energy efficiency savings per kWh saved based on average electricity cost per kWh (<https://www.electricitylocal.com/>)

13 Assumed energy efficiency upgrade costs are calculated assuming an average ROI of 12% (<https://www.aceee.org/blog/2019/05/existing-homes-energy-efficiency>) Negative numbers indicate increased consumer

Residential Savings - natural gas energy efficiency

Formula:

Cumulative therms saved from energy efficiency x Average cost per therm = Gross Residential natural gas energy efficiency savings - Residential Natural Gas Efficiency Upgrade Costs = Net Residential Electrical Natural Gas Efficiency Savings

14 Residential therms saved (goal year)	2,164,213
14 Cumulative residential therms saved (through goal year)	12,985,275
15 Average cost per therm	\$1.106
	Gross Residential Natural Gas Energy Efficiency Savings
	\$14,361,714
14, 16 Residential Natural Gas Efficiency Upgrade Costs	-\$12,638,309
	Net Residential Electrical Natrual Gas Efficiency Savings
	\$1,723,406

14 Includes fuel switching from fossil fuel heat to electric

15 Energy efficiency savings for natural gas is based on average natural gas cost per therm <https://naturalgaslocal.com/>

16 Assumed energy efficiency upgrade costs are calculated assuming an average ROI of 12% (<https://www.aceee.org/blog/2019/05/existing-homes-energy-efficiency>) Negative numbers indicate increased consumer spending

Potential Total Cumulative Residential Energy Cost Savings

Formula:

Residential solar savings + Residential community solar savings + Residential utility purchased renewable + Residential electrical efficiency savings + Residential natural gas energy efficiency savings - Residential increased electrical costs = Potential Total Cumulative Residential Energy Savings

Residential solar savings	\$4,317,270
Residential community solar savings	\$0
Residential utility purchased renewable cost/savings	-\$726,932
Residential electrical efficiency savings (net)	\$394,571
Residential natural gas energy efficiency savings (net)	\$1,723,406
Potential Total Cumulative Residential Energy Savings	\$5,708,315

Summary of Estimated Cumulative Savings of Modeled Reductions City of Roseville

Notes Energy - Non Residential

Non-Residential Savings - grid electricity to solar

Formula:

Cumulative kWh converted to solar x Average cost savings per kWh = Non-Residential solar savings

	Non-Residential kWh converted (goal year)	25,601,751
	Cumulative Non-Residential kWh converted (through goal year)	153,610,504
	Average solar cost savings per kWh	\$0.039
6b	Average solar installation cost per KW	\$2,770.00
7	Average kWh produced annually per solar pv KW installed	1,287
	Estimated installed solar PV KW installed (goal year)	19,893
	Estimated total solar installation costs	\$55,102,447
8	Estimated average lifespan kWh produced per solar pv KW installed	38,429
8	Estimated cumulative lifespan kWh produced	764,452,272
9	Estimated value of cumulative lifespan kWh produced	\$84,968,780
	Average solar cost savings per kWh produced	\$0.039
	Non-Residential Solar Savings	\$6,001,398

6b Recent average cost per KW is 1000x the per watt cost reported by Solar Reviews for a 10KW array <https://www.solarreviews.com> Potential savings from tax credits, depreciation, or grants are not included and would reduce these costs.

7 Calculations are based on the geographic energy production factor (<https://www.nrel.gov/docs/fy04osti/35297.pdf>) multiplied by an average performance ratio of 78% (<https://www.nrel.gov/docs/fy13osti/57991.pdf>)

8 Based on an assumed average useful life of 32.5 years according to NREL research with an average degradation rate of 0.5% (<https://www.nrel.gov/docs/fy24osti/90042.pdf>)

9 Savings per kWh based on average electricity cost per kWh (<https://www.electricitylocal.com/>) calculated to the solar array's midlife (year 16) using an estimated average electrical cost inflation of 2% annually

Non-Residential Savings - utility purchased renewable

Formula:

Cumulative kWh converted to utility purchased renewable x Average cost/savings per kWh = Non-Residential utility purchased cost/savings

	Non-Residential kWh converted (goal year)	25,601,751
	Cumulative Non-Residential kWh converted (through goal year)	153,610,504
11	Average utility purchased cost/savings per kWh	-\$0.013
	Non-Residential Utility Purchased Cost/Savings	-\$1,949,317

11 The average cost/savings per kWh of utility purchased renewable energy subscription is based on utility fee information. Negative numbers indicate increased consumer spending

Non-Residential Savings - electrical energy efficiency

Formula:

Cumulative kWh saved from energy efficiency x Average cost per kWh = Gross Non-Residential electrical energy efficiency savings - Non-Residential Efficiency Upgrade Costs = Net Non-Residential Electrical Energy Efficiency Savings

	Commercial kWh saved (goal year)	12,800,875
	Cumulative commercial kWh saved (through goal year)	76,805,252
12b	Average cost per kWh	\$0.081
	Gross Commercial Electrical Energy Efficiency Savings	\$6,218,665
13	Commercial Electrical Efficiency Upgrade Costs	-\$5,472,425
	Net Commercial Electrical Energy Efficiency Savings	\$746,240

12b Energy efficiency savings per kWh saved based on average electricity cost per kWh reported for commercial and industrial with a weighted average (2/3rds commercial rate, 1/3rd industrial rate) reflecting typical non-residential electric consumption patterns (<https://www.electricitylocal.com/>)

13 Assumed energy efficiency upgrade costs are calculated assuming an average ROI of 12% (<https://www.aceee.org/blog/2019/05/existing-homes-energy-efficiency>) Negative numbers indicate increased consumer spending

Non-Residential Savings - natural gas energy efficiency

Formula:

Cumulative therms saved from energy efficiency x Average cost per therm = Gross Non-Residential natural gas energy efficiency savings - Non-Residential Natural Gas Efficiency Upgrade Costs = Net Non-Residential Electrical Natural Gas Efficiency Savings

14	Non-Residential therms saved (year 10)	3,414,770
14	Cumulative Non-Residential therms saved	20,488,623
15	Average cost per therm	\$0.522
	Gross Non-Residential Natural Gas Energy Efficiency Savings	\$10,695,061
14, 16	Non-Residential Natural Gas Efficiency Upgrade Costs	-\$9,411,654
	Net Non-Residential Natural Gas Energy Efficiency Savings	\$1,283,407

14 Includes fuel switching from fossil fuel heat to electric

15 Energy efficiency savings for natural gas is based on average natural gas cost per therm <https://naturalgaslocal.com/>

16 Assumed energy efficiency upgrade costs are calculated assuming an average ROI of 12% (<https://www.aceee.org/blog/2019/05/existing-homes-energy-efficiency>) Negative numbers indicate increased consumer spending

Potential Total Cumulative Non-Residential Energy Cost Savings

Formula:

Non-Residential solar savings + Non-Residential community solar savings + Non-Residential utility purchased renewable + Non-Residential electrical efficiency savings + Non-Residential natural gas energy efficiency savings - Non-Residential increased electrical costs = Potential Total Cumulative Non-Residential Energy Savings

Non-Residential solar savings	\$6,001,398
Non-Residential community solar savings	\$0
Non-Residential utility purchased renewable cost/savings	-\$1,949,317
Non-Residential electrical efficiency savings	\$746,240
Non-Residential natural gas energy efficiency savings	\$1,283,407
Potential Total Cumulative Non-Residential Energy Savings	\$6,081,728

Potential Total Cumulative Energy Cost Savings (Residential + Non-Residential)

Formula:

Energy sector savings - Energy sector cost increases = Potential Total Cumulative Energy Cost Savings

Energy Sector Savings

Total solar energy savings	\$10,318,668
Total community solar energy savings	\$0
Total energy efficiency savings - electricity	\$9,506,758
Total energy efficiency savings - natural gas	\$25,056,775
Total Gross Energy Savings	\$44,882,202

Energy Sector Cost Increases

Total solar PV installation costs	(included in estimated Total Solar Energy Savings)
Total utility purchased renewable cost/savings	-\$2,676,249
Total energy efficiency upgrade costs - electricity	-\$8,365,947
Total energy efficiency upgrade costs - natural gas	-\$22,049,962
Total Gross Energy Cost Increases	-\$33,092,159

Potential Total Cumulative Energy Cost Savings **\$11,790,043**

Summary of Estimated Cumulative Savings of Modeled Reductions City of Roseville

Notes **Solid Waste - Residential**

Residential savings - Food Waste Reduction

Formula:

Cumulative tons of food waste reduced and diverted x Average cost savings per ton = Residential food waste savings

Residential food waste reduced (goal year)	1,413
Cumulative residential food waste reduced (through goal year)	8,480
17 Average cost savings per ton reduced	\$2,469
Residential Food Waste Savings	\$20,937,000

17 Value per ton of residential food waste avoided is based on average for Prevent and Recover strategies by ReFED "A Roadmap To Reduce U.S. Food Waste" (<https://refed.com/downloads/the-roadmap-to-reduce-u-s--food-waste/>). Food waste share of total organics diverted is calculated based on available waste sort data (see Baseline Assessment document)

Potential Total Cumulative Residential Solid Waste Reduction Cost Savings

Residential food waste savings	\$20,937,000
--------------------------------	---------------------

Notes **Solid Waste - Non-Residential**

Non-Residential savings - Solid Waste Reduction

Formula:

Cumulative participant/years x Average reported cost savings per participant/year = Non-Residential solid waste savings

Participating businesses (goal year)	50
Cumulative participant/years (through goal year)	550
18 Average cost savings per participant/year	\$431
Commercial Solid Waste Savings	\$1,422,300

18 Savings per business engaged in waste reduction programs are based on MN WasteWise reported average business savings (\$431) escalated to 5 year (mid point) Cumulative savings assume businesss reduction strategies remain in force (<https://www.mnchamber.com/your-opportunity/waste-wise>)

Potential Total Cumulative Solid Waste Savings

Formula:

Residential Food Waste Savings + Commercial Solid Waste Savings + Commercial Food Waste Savings = Potential Total Cumulative Solid Waste Savings

Residential Food Waste Savings	\$20,937,000
Non-Residential Solid Waste Savings	\$1,422,300
Non-Residential Food Waste Savings	\$0
Potential Total Cumulative Solid Waste Savings	\$22,359,300

Estimated Job Potential

The following is a preliminary estimate of the possible job potential related to some key strategies included in the Climate Equity Action Plan. This estimate is intended to be an illustration and does not necessarily include all job potentials.

Summary of Estimated New Job Potential of Modeled Reductions City of Roseville Climate Equity Action Plan

Total Community Job Potential Estimate

The following is an estimate of the local job potential of achieving plan goals for the community. See detail and assumptions in sector break-downs that follow.

Building and Energy Jobs Estimate	37
Transportation Jobs Estimate	23
Waste Management Jobs Estimate	8
Total Community Job Potential Estimate:	68
Total Estimated Annual Income Potential:	\$3,649,769

Building and Energy Jobs Estimate

Notes

¹ Energy Efficiency and Fuel Switching - Residential	4
¹ Energy Efficiency and Fuel Switching - Non-Residential	4
² Renewable Energy - Residential	8
² Renewable Energy - Non-Residential	20

Building and Energy Jobs:37
Annual Income Potential (at \$55,000)\$2,010,904

1: Assumptions & Rationale: Calculated at 45 jobs per \$15 million in investment based on "How Does Energy Efficiency Create Jobs?" by the American Council for an Energy-Efficient Economy (ACEEE) which illustrates that a \$15 million investment in energy efficient facilities, when compared against "business-as-usual," would increase local employment by 45 jobs in year one along with on-going impacts creating up to 20 additional jobs annually for 20 years. See "Summary of Estimated Cumulative Savings of Modeled Reduction" for investment value calculations and assumptions. Source: <https://www.aceee.org/fact-sheet/ee-job-creation>

2: Assumptions & Rationale: Calculated based on average values from the National Renewable Energy Laboratory (NREL) The Jobs and Economic Development Impacts (JEDI) Solar Photovoltaics (PV) Model for construction and professional services jobs <https://www.nrel.gov/analysis/jedi/pv> See "Summary of Estimated Cumulative Savings of Modeled Reduction" for investment value calculations and assumptions.



Notes **Transportation Jobs Estimate**

³Public Transit 22

⁴Fuel Switching - Electric Vehicle Infrastructure 2

Transportation Jobs:23

Annual Income Potential (at \$55,000)\$1,284,605

3: Assumptions & Rationale: An additional 1,000 daily transit riders generate roughly 500,000–700,000 annual passenger trips (assuming round trips), requiring several dozen new local transit workers such as drivers, mechanics, and support staff. Because public transit is labor-intensive—employing over 430,000 people nationwide—ridership growth directly boosts local employment. Indirectly, expanded service also supports jobs through supplier contracts and improved access to employers. While APTA estimates that public transit supports millions of jobs economy-wide, the 30–40 jobs per 1,000 new riders figure reflects only the direct local employment impact.. Sources: New APTA Data Shows Public Transportation Drives Economic Growth, Creates Jobs, and Powers U.S. Mobility - American Public Transportation Association; <https://www.apta.com/news-publications/press-releases/releases/new-apta-data-shows-public-transportation-drives-economic-growth-creates-jobs-and-powers-u-s-mobility/>

4: Assumptions & Rationale: A national study projects over 160,000 U.S. jobs by 2032 from expanding the EV charging network to support roughly 40 million EVs. These positions are inherently local, including electricians, technicians, and trained auto service staff maintaining charging infrastructure and EV systems. While EVs require less routine maintenance than gasoline vehicles, job gains stem from new sectors—charging installation, grid upgrades, battery servicing, and software support. Calculations for new EVSE demand are based on the US DOE Alternative Fuels Data Center Electric Vehicle Infrastructure Toolbox. Calculations for jobs potential per EVSE installations are based on National Renewable Energy Laboratory's 2017 National Demand for Electric Vehicle Charging Infrastructure. Values per EVSE based on Table 11 Workforce estimates in job-years in order to meet 2030 charger demand estimated by NREL of "Workforce Projections to Support Battery Electric Vehicle Charging Infrastructure Installation" by Energy and Environmental Research Associates, LLC. Sources:US DOE Alternative Fuels Data Center Electric Vehicle Infrastructure Toolbox https://afdc.energy.gov/evi-x-toolbox#/evi-pro-ports?region_type=cbsa; <https://www.etcommunity.org/wp-content/uploads/2024/03/Workforce-ProjectionstoSupportBatteryElectricVehicleChargingInfrastructureInstallation.pdf>

Additional Sources: "New Study Estimates Over 160,000 Jobs to be Created by U.S. Electric Vehicle Charging Infrastructure Buildout by 2032" - International Council on Clean Transportation; <https://theicct.org/pr-new-study-estimates-over-160000-jobs-to-be-created-by-uss-ev-charging-infrastructure-buildout-jan24/> ; "3 Trends in the US EV Industry" - World Resources Institute; <https://www.wri.org/insights/trends-electric-vehicle-workforce-us>

Notes **Waste Management Jobs Estimate**

⁵Organics Diversion and Composting 4

⁶Recycling Diversion 4

Waste Management Jobs:8

Annual Income Potential (at \$45,000)\$354,260

5: Assumptions & Rationale: Establishing organics collection and composting programs also generates local jobs, though on a somewhat smaller scale than recycling. Composting facilities need workers for tasks like waste hauling, site operations (turning and curing compost), and marketing the finished compost. A reasonable estimate is around 0.5 to 1.0 jobs per 1,000 tons of organic waste diverted from landfill to commercial composting. Sources: "More Jobs, Less Pollution: Growing the Recycling Economy in the U.S" - Tellus Institute; <https://tellus.org/wp-content/uploads/2023/05/More-Jobs-Less-Pollution-Growing-the-Recycling-Economy-in-the-US.pdf> ; "Composting for Community | Composting Makes \$en\$e: Jobs through Composting & Compost Use" - Institute for Local Self Reliance ; <https://ilsr.org/article/composting-for-community/composting-sense-tables/>

6: Assumptions & Rationale: Diverting waste from landfills to recycling is more labor-intensive than disposal, and thus creates local jobs in collection, processing, and downstream manufacturing. Studies show approximately 1–2 jobs per 1,000 tons of materials recycled (diverted) instead of landfilled. Sources: "Jobs & Economic Benefits of Zero Waste" - Eco-Cycle: <https://ecocycle.org/learn-about-zero-waste/jobs-and-economic-benefits/> ; "What Are the Benefits of Recycling in the Community?" - Okon Recycling; <https://www.okonrecycling.com/consumer-recycling-initiatives/learn-about-recycling/benefits-of-recycling-community/>



Glossary of Terms

The following are abbreviations and terms used in the Climate Equity Action Plan as well as others common to sustainability and climate action concepts.



Abbreviations

ADU Accessory Dwelling Unit
 BAU Business as usual forecast
 BEV Battery electric vehicle
 BIPOC Black, Indigenous, people of color
 C&D Construction and demolition
 CEAP Climate Equity Action Plan
 CE Carbon Equivalent
 CDP Carbon Disclosure Project
 CFC Chlorofluorocarbons
 CH₄ Methane
 CHP Combined Heat and Power
 CO₂ Carbon dioxide
 CO₂ e Carbon dioxide equivalent
 CSG Community Solar Garden
 DCFC Direct Current Fast Charger
 DOE U.S. Department of Energy
 EMS Emergency medical services
 EPA U.S. Environmental Protection Agency
 EV Electric vehicle
 EVSE Electric vehicle supply equipment
 FEMA Federal Emergency Management Agency
 FTE Full-time equivalent
 GCoM Global Covenant of Mayors
 GDP Gross Domestic Product
 GHG Greenhouse gas
 GWP Global warming potential
 HFC Hydrofluorocarbons
 HVAC Heating, Ventilation, and Air Conditioning
 ICE Internal Combustion Engine vehicle
 IPCC Intergovernmental Panel on Climate Change
 kWh Kilowatt-hour
 LEED Leadership in Energy and Environmental Design
 LEV Low emission vehicle
 LIDAC Lower Income and Disadvantaged Community
 MWH Megawatt hour – 1,000 Kilowatt-hours
 MSW Municipal Solid Waste
 MT Metric ton equivalent to 1,000 kg (also known as Metric Tonne)
 MMT Million Metric tons
 MMBTU Million British Thermal Units
 MT CO₂ e Metric tons of carbon dioxide equivalent
 NGO Non-Governmental Organization
 N₂O Nitrous Oxide
 NO_x Nitrogen Oxides
 NOAA National Oceanic and Atmospheric Administration

NZE Net-Zero Emissions
 O₃ Ozone
 ODS Ozone Depleting Substances
 PACE Property Assessed Clean Energy
 PFC Perfluorocarbons
 PHEV Plug-in hybrid electric vehicle
 PM2.5 Particulate matter of 2.5 micrometer diameter or less
 POC People of color
 PPA Power Purchase Agreement
 PUB Public Utilities Board
 PV Photovoltaic (solar photovoltaic)
 REC Renewable Energy Credit
 RCP Representative Concentration Pathway
 SO₂ Sulfur Dioxide
 SF₆ Sulfur Hexafluoride
 SULEV Super ultra-low emission vehicle
 t Ton equivalent to 2,000 lbs (United States)
 TOG Total Organic Gasses
 USGS U.S. Geological Survey
 VMT Vehicle miles traveled
 VHT Vehicle hours traveled
 ZEV Zero emission vehicle
 ZNEB Zero Net Energy Building



A

Accessory Dwelling Unit (ADU)

A secondary dwelling unit associated with a primary single-family home, which can be located within or attached to the main residence, or in a separate accessory building on the same property.

Action

Specific tasks set out to realize the objectives and methods highlighted in a given plan.

Activity Data

Information regarding the scale of human actions that lead to emissions or removals within a specified timeframe. This includes data like energy consumption, metal production, land coverage, management procedures, and usage of lime, fertilizers, and waste generation.

Adaptation

Refer to "Climate Readiness or Resilience"

Adaptive Capacity

The combination of societal, technological, and monetary abilities that individuals or groups possess to initiate and sustain actions against climate change.

Aerosols

Airborne particles, either solid or liquid, typically ranging between 0.01 and 10 micrometers. These particles, which can be of natural or human-made origin, can persist in the atmosphere for extended periods. They can affect climate by directly interfering with radiation or indirectly by influencing cloud properties.

Afforestation

The process of establishing forests on lands that weren't previously forested.

Air Pollutant

Any substance, either originating from human activities or naturally, present in the atmosphere that might have detrimental impacts on humans, fauna, flora, or materials.

Anthropogenic

In relation to greenhouse gas records, "anthropogenic" denotes emissions and removals

directly stemming from human actions or from natural processes influenced by human activities.

Atmosphere

The layer of gases encasing the Earth. It mainly consists of nitrogen and oxygen, along with trace gases like argon, helium, and certain greenhouse gases like carbon dioxide and ozone. The atmosphere also encompasses varying amounts of water vapor and contains other components like clouds and aerosol particles.

B

Baseline Emissions

A reference point, either through measurement, calculation, or a specific timeframe, for making comparisons. It represents emission levels in scenarios devoid of policy changes or project implementations. Such evaluations are crucial to gauge the impact of emissions-reducing measures.

Base Year

The initial year used for data gathering. Emission-reducing goals are often set with this year as a reference.

Beneficial Electrification

Beneficial electrification is the process of replacing fossil fuels with electricity to reduce energy costs and greenhouse gas emissions. It can be applied to many sectors, including transportation, residential buildings, and commercial buildings.

Biogenic

Derived from the biological activities of living entities. The term "biogenic" exclusively pertains to recently formed biological materials. The IPCC suggests categorizing peat as fossil carbon due to its lengthy replacement cycle.

Biogeochemical Cycle

The continuous transfer of essential chemicals, crucial for life, within Earth's systems, including carbon, nitrogen, oxygen, and phosphorus.

Biomass

Refers either to (1) the combined weight of all living organisms within a designated area or species, usually represented as dry weight or (2) Organic substances originating from or recently derived from



living beings, excluding peat, and encompasses derived products and waste.

Biomass Waste

Biological, non-fossil substances of biological origin that are either residual or discarded. This definition includes biogenic municipal waste, landfill gas, and other forms of biomass but excludes certain fuels and biofuels. EIA's data on "biomass waste" also count energy crops produced specifically for power generation.

BIPOC

Defined as "Black, Indigenous, and people of color", this U.S.-specific term emphasizes the experiences of Black and Indigenous communities, showcasing or influencing the broader socio-economic dynamics encountered by all non-white individuals.

Black Carbon

A type of aerosol characterized based on its capacity to absorb light, its chemical reactivity, and/or thermal resistance; comprises elements like soot and charcoal.

Blue Carbon

Carbon that's absorbed and retained by coastal ecosystems and wetlands, aiding in countering climate change impacts.

British Thermal Unit (BTU)

A conventional measure of thermal energy, representing the energy needed to elevate the temperature of a pound of water by a single degree Fahrenheit.

Business As Usual Forecast (BAU)

The Intergovernmental Panel on Climate Change (IPCC) describes this as the predicted emission levels if upcoming trends emulate historical ones and no additional policy amendments are enacted. This projection presumes no further emission-curbing actions will be adopted beyond existing or committed measures. BAU forecasts do include anticipated reductions resulting from existing requirements or commitments, such as federal vehicle fuel efficiency standards and electric utility carbon-reduction commitments, which are outside the scope of this plan.

C

Carbon Cycle

The systematic flow and storage of carbon across different reservoirs. This involves four primary carbon storage areas: the atmosphere, the terrestrial environment (including freshwater systems), oceans, and sediments (which encompass fossil fuels). The carbon exchanges between these reservoirs are driven by a mix of chemical, physical, geological, and biological factors. Though the ocean holds a significant amount of near-surface carbon, its exchange with the atmosphere is relatively slow.

Carbon Dioxide (CO₂)

A gas found naturally in the environment, but also produced from burning fossil fuels, biomass, through land-use alterations, and various industrial activities. As the main human-induced greenhouse gas, it impacts the Earth's ability to reflect heat. Other greenhouse gases are often measured relative to CO₂, which has a Global Warming Potential set at 1.

Carbon Dioxide Equivalent (CO₂ e)

A standard for comparing the emissions from different greenhouse gases based on their potential to warm the planet. It's determined by equating the amount of a gas emitted to the amount of CO₂ that would have the same global warming impact.

Carbon Disclosure Project (CDP)

A global initiative allowing organizations and cities to publicly share their environmental impacts, notably related to climate risks. CDP stands as one of the recognized disclosure platforms endorsed by GCoM.

Carbon Emissions

The process of releasing carbon dioxide into the atmosphere, primarily through human activities like burning fossil fuels for energy.

Carbon Equivalent (CE)

A metric for comparing emissions from various greenhouse gases based on their capacity to influence global warming. Carbon equivalents are derived from carbon dioxide equivalents using a specific conversion factor related to molecular weights.

Carbon Free

Activities, systems, or products that don't emit carbon dioxide or other greenhouse gases. Often



associated with sustainable or renewable energy discussions, not every "carbon free" source is renewable. For instance, while both wind and nuclear energy are carbon-free, only wind is renewable.

Carbon Intensity

The ratio of carbon emitted for every unit of energy used. A typical measure of this is the carbon weight per British thermal unit (Btu) of energy. When considering a single fuel type, carbon intensity and the emission coefficient are the same. With multiple fuels, it's an aggregate value.

Carbon Neutral / Carbon Neutrality

Achieving a balance where the amount of CO₂ produced annually is equal to the amount removed or offset, leading to net-zero CO₂ emissions by a specific date. Carbon Neutrality is also sometimes applied to all greenhouse gas emissions. In those instances the term is sometimes used interchangeably with "Net Zero" or "Climate Neutral"

Carbon Offsets

Mechanisms to counterbalance carbon dioxide or other greenhouse gas emissions by funding equivalent reductions elsewhere. They are quantified in metric tonnes of CO₂ -equivalent and can be traded to neutralize emissions from an entity's operations.

Carbon Sinks

Natural environments, such as forests or oceans, recognized for their ability to absorb and store carbon dioxide from the atmosphere.

Carbon Sequestration

The process of capturing and storing CO₂, either in oceans, terrestrial environments like forests and soils, or in geological formations underground.

Chlorofluorocarbons (CFCs)

Gases, regulated under the 1987 Montreal Protocol, used in several applications like refrigeration and air conditioning. Since they don't break down in the lower atmosphere, they reach the upper atmosphere and can deplete ozone. Their usage is being phased out in favor of alternative compounds, some of which are greenhouse gases under the Kyoto Protocol.

Circular Economy

A sustainable economic model that deviates from the traditional linear approach (produce, use, discard) by focusing on reducing resource inputs and waste. It emphasizes durable product design, repair, reuse, and recycling to minimize waste.

Clean Energy

Clean, or "carbon-free," energy is electricity produced by facilities that do not release greenhouse gases, like carbon dioxide, during the generation process.

Climate

Often described as the "typical weather" of an area, climate is a statistical representation of weather patterns over extended periods, typically 30 years as per World Meteorological Organization (WMO) standards. It encompasses averages and variability of factors like temperature and precipitation. On a broader scale, climate is the comprehensive state of the climate system, including statistics.

Climate Adaptation or Resilience

The ability of ecosystems or communities to anticipate, stand against, respond, and recover from disruptive events. It involves adjusting to changing climate conditions to lessen risks and vulnerabilities.

Climate Equity Action Plan

A comprehensive strategy detailing steps that a municipality, business, or government will take to equitably decrease greenhouse gas emissions and prepare for climate change, fostering equitable, sustainable and resilient growth.

Climate Change

Any significant, lasting change in the average or variability of climate conditions over extensive periods. It can stem from natural processes, persistent changes in atmospheric composition due to human activities, or alterations in land use.

Climate Hazard

A climate event or situation that can negatively affect human health, resources, or livelihoods, encompassing sudden shifts in climate systems like heavy rainfall or prolonged droughts.

Climate Migration



The relocation of individuals due to the effects of climate change impacting their way of life or degrading their living conditions. This can result from changing water supplies, altered agricultural yields, or factors like rising sea levels and increased storm intensity.

Climate Model

A mathematical representation used to simulate the key components of climate, including the atmosphere, oceans, land, and ice. These models are used to forecast potential future climate changes.

Climate Neutral / Climate Neutrality

Achieving a balance where the amount of all GHG emissions produced annually is equal to the amount removed or offset, leading to net-zero GHG emissions by a specific date. “Climate Neutral” is sometimes used interchangeably with “Carbon Neutral”, however, “Carbon Neutral” often interpreted as addressing CO₂ emissions only, whereas “Climate Neutral” is intended to address all GHG gases.

Climate Scenario

A structured and logical narrative of potential future climatic conditions, built on a set of assumptions about potential future events.

Climate Risk

The potential negative outcomes due to climatic changes, where valuable assets are at risk. The risk is calculated based on the likelihood of certain climate events or changes happening and the potential impact of those changes. It is a product of the system's vulnerability and the climate hazards faced.

Climate Vulnerability

The extent to which a system is at risk from adverse climate changes, including climate variability and extremes. It depends on how exposed the system is to these changes, its inherent sensitivity, and its ability to adapt. Vulnerability can be described as the potential negative impact minus the system's adaptive capacity.

Climate Vulnerability Assessment

An analysis aiming to pinpoint and categorize the threats posed by climate change. It guides the creation of strategies to address these threats and

can cover diverse areas like food security, socio-economic factors, and extreme weather patterns.

Co-Benefit

Additional advantages or benefits (e.g., health, economic, societal) that arise indirectly from climate adaptation and mitigation measures.

Co-generation

A facility or system that simultaneously and efficiently produces multiple forms of energy, usually heat and power, in an integrated manner.

Community Choice Aggregation (CCA)

CCA programs, or sometimes known as “Community Power Aggregation”, empower local governments to source power for their citizens, businesses, and municipal facilities from alternative providers, while still utilizing the distribution services of their existing utilities. Setting up a CCA generally needs state-level legislation. For more details, one can visit EPA’s dedicated CCA website: [EPA’s CCA webpage <https://www.epa.gov/green-power-markets/community-choice-aggregation>]

Combined Heat and Power (CHP)

A system designed to concurrently generate electricity and useful heat, aiming for optimal energy use. Some utilities might sell the heat produced for public use, while certain industries might sell surplus electricity to other businesses or utility companies.

Community Power Aggregation

Refer to “Community Choice Aggregation”

Community Solar / Community Solar Garden (CSG)

Shared solar installations that allow community members to benefit from solar energy without installing panels on individual properties. Participants receive bill credits based on their share of the generated power. Generally, the electricity from community solar farms is priced lower than traditional utility rates.

Complete Streets

A street design concept that ensures streets are made to accommodate all users safely and efficiently, regardless of their mode of transportation or age.

Consistency



Ensuring that an inventory remains uniform in its methodologies and data over time. If the same methods and datasets are consistently applied over years, then the inventory is considered consistent.

Continuous Emission Monitor (CEM)

A monitoring system placed within smokestacks or other emission sources that continuously measures and reports air emissions.

Cool Roof

Roofing materials engineered to reflect more sunlight and absorb less heat, thereby reducing the heat transferred to the building or its surroundings.

Cool Pavement

Pavement materials designed to reflect sunlight and decrease heat absorption, minimizing heat transfer to the nearby environment.

Criteria Air Pollutant

Specific air pollutants for which permissible exposure levels are determined, and corresponding air quality standards are established. Examples include carbon monoxide, ozone, and various particulates. The term arises from the U.S. EPA's obligation to define these pollutants and their impacts on health and the environment. Standards can be reviewed and updated based on new scientific information.

D

Decarbonization

The transition towards reducing carbon emissions by adopting cleaner energy sources, enhancing energy efficiency, or capturing and storing released carbon. The ultimate aim is to minimize the climate impact and move towards a carbon-neutral society.

Deforestation

The conversion of forested areas into non-forest uses. Deforestation is often linked to the amplified greenhouse effect for two main reasons: the combustion or decay of wood releases carbon dioxide, and the removed trees no longer absorb atmospheric carbon dioxide through photosynthesis.

Demand Side Management (DSM)

Initiatives designed to modify consumer energy consumption patterns using methods like education and financial incentives. DSM seeks to reduce energy consumption, particularly during peak demand periods, and shift usage to times when demand is typically lower.

Direct Current Fast Charger (DCFC)

DCFC charging is designed to deliver more power at faster speeds than Level 2 chargers with outputs ranging from 50 kW to 350 kW. They can recharge an EV battery to 80% in anywhere from 15 minutes to 45 minutes, depending on the vehicle's voltage capacity. DCFC is also sometimes known as "Level 3 charging", or "Rapid Charging".

Distillate Fuel Oil

A category of petroleum products obtained through standard distillation processes. This encompasses diesel fuels and fuel oils, including types like No. 1, No. 2, and No. 4 diesel fuel. These products are used in various engines, from road vehicles to trains and agricultural equipment. Additionally, No. 1, No. 2, and No. 4 fuel oils are typically employed for heating spaces and generating electricity.

District Heating

A system that distributes heat, generated at a centralized point, via a network of pipes to provide heating for homes and businesses in a specified area or community.

E

Ecosystem Services

The benefits ecosystems offer to human welfare. These benefits range from tangible resources like water and food to services like air purification, flood control, and climate stabilization.

Electric Vehicle (EV)

A vehicle that can be powered by an electric motor that draws electricity from a battery and is capable of being charged from an external source. An EV includes both a vehicle that can only be powered by an electric motor that draws electricity from a battery (all-electric vehicle) and a vehicle that can be powered by an electric motor that draws electricity from a battery and by an internal combustion engine (plug-in hybrid electric vehicle).



Electric Vehicle Supply Equipment (EVSE)

The infrastructure that allows electric vehicles to charge from an electricity source. It's also known as an EV charging station, EV charger, or charging dock. EVSE takes electrical power from the grid and transfers it to the vehicle's battery.

Emissions

The act of discharging certain substances, often gases in the context of climate change, into the environment.

Emission Factor

A value that signifies the amount of a gas emitted or removed per unit of activity. This coefficient is usually derived from a collection of measurement data and provides a representative emission rate for a set of specific conditions.

Emission Inventory

A calculation of the total pollutants released into the atmosphere from various significant sources, measured over a defined period, such as daily or annually.

Emission Rate

The quantity of a specific pollutant released over a set duration, commonly expressed in units like tons per year.

Energy Burden

The fraction of a household's total income spent on energy costs. An "high" energy burden is identified when energy costs comprise 6% or more of the household income, while it's deemed "severe" if above 10%.

Energy Savings / Energy Efficiency

Refers to the sustainable reduction in the amount of energy consumed for the same level of output or performance. For instance, a modern heater that requires less energy to provide the same warmth results in energy efficiency improvements.

Energy Tariff

A pricing structure, or utility tariff, that dictates how consumers are charged by energy providers for their electric or gas consumption. Energy tariffs are subject to government approval and review.

Environmental Justice

The equitable treatment and active participation of all individuals, regardless of their race, ethnicity, income, or origin, in the processes related to environmental laws, policies, and regulations.

Equity

Being just and fair in treatment, acknowledging that people have diverse circumstances and providing them with the necessary resources and opportunities to achieve equal outcomes. In terms of climate change, equity encompasses both shielding from environmental hazards and ensuring access to environmental benefits, irrespective of socio-economic factors.

F

Federal Emergency Management Agency (FEMA)

A federal agency that leads the country's response to disasters, including natural disasters, man-made incidents, and terrorist events.

Fluorocarbons

Molecules made up of carbon and fluorine, which can also include elements like hydrogen, chlorine, or bromine. Some well-known types are chlorofluorocarbons (CFCs), hydrochlorofluorocarbons (HCFCs), hydrofluorocarbons (HFCs), and perfluorocarbons (PFCs).

Flux

(1) Materials, like limestone and dolomite, used to moderate the heat or energy demands of mineral processing, like metal smelting. They can also function as agents to produce slag. (2) The rate or volume of a liquid or gas moving across a specific area over time, such as the "CO₂ absorption rate by forests".

Fossil Fuel

Deposits of hydrocarbons formed from ancient organic matter, including coal, oil, and natural gas.

Fuel Combustion

The intentional burning of materials in a device designed to provide heat or mechanical energy. This process can be for direct application or use elsewhere.

Fuel Switch (see also "Beneficial Electrification")



The process of transitioning from one energy source to another, commonly from non-renewable sources like fossil fuels to renewable ones like wind or solar, to reduce both costs and emissions.

Fugitive Emissions

Unintentional leaks of gases from surfaces such as seals or underground pipelines due to deterioration or faults.

G

Geologic Carbon Sequestration

The practice of capturing CO₂, often from sources like coal-powered plants, and injecting it deep underground for storage. With careful site selection and management, this approach has potential in reducing atmospheric CO₂ levels.

GHG

Refer to "Greenhouse Gas"

Global Environmental Change

Significant, accelerated alterations to Earth's natural systems, encompassing climate shifts, biodiversity loss, resource depletion, pollution, and other large-scale environmental disruptions.

Global Warming

The average rise in atmospheric temperature near the Earth's surface and within the troposphere, which can lead to shifts in global climate. This warming can arise from both natural phenomena and human activities. Typically, "global warming" is used to refer to the temperature increase resulting from the enhanced emissions of greenhouse gases due to human actions. See also Climate Change.

Global Warming Potential (GWP)

An index that calculates the radiative effects of greenhouse gases, considering their ability to trap heat compared to carbon dioxide over a specified timeframe. The GWP evaluates the cumulative effect of these gases in the atmosphere based on their longevity and their potential to absorb infrared radiation. The Kyoto Protocol uses GWPs derived from 100-year timespan emissions.

GCoM Global Covenant of Mayors

GCoM represents the world's largest alliance dedicated to urban climate leadership. Comprising over 10,000 city and local governments, GCoM's goal

is to encourage and support action on climate and energy at the grassroots level globally.

Green Streets

An urban design approach that incorporates plant life, soil, and engineered structures to manage, slow, and purify stormwater runoff from surfaces that don't absorb water.

Greenhouse Effect

A natural process where specific gases in the atmosphere trap heat near the Earth's surface, leading to a warming effect. If concentrations of these greenhouse gases increase, this effect intensifies, leading to a gradual increase in the Earth's temperature.

Global Protocol for Community-Scale Greenhouse Gas Emissions Inventories

A comprehensive and transparent framework adopted globally for cities and local governments to consistently measure, calculate, and report their greenhouse gas emissions.

Greenhouse Gas

A gas that can absorb and emit infrared radiation, contributing to the greenhouse effect. Some common greenhouse gases include water vapor, carbon dioxide, methane, nitrous oxide, and certain industrial gases like hydrofluorocarbons.

Greenhouse Gas Reduction

Efforts aimed at diminishing the amount of greenhouse gases released into the atmosphere, thereby mitigating potential adverse climate impacts.

Green Infrastructure

Green infrastructure encompasses a diverse array of green spaces and features, both in urban and rural areas, that serve to enhance the well-being of communities and provide environmental advantages. It extends beyond traditional open spaces like parks and playing fields to include a range of measures that use plant or soil systems, permeable pavement and surfaces, stormwater harvest and reuse, or landscaping to manage stormwater and reduce flows to sewer systems or to surface waters. This approach helps counter water pollution in urbanized areas caused by stormwater carrying contaminants.



Green Roof

A roof that incorporates vegetation over a waterproof layer. Green roofs can be categorized as extensive, intensive, or semi-intensive based on the depth of planting medium and amount of maintenance they require. They offer benefits like mitigating the heat island effect, managing stormwater, and enhancing green space in urban areas.

Green Wall

This is a vertical extension of the green roof concept, where vegetation is grown on building exteriors.

Gross Domestic Product (GDP)

The total value of goods and services produced within a country's borders in a specific timeframe, typically a year. It doesn't account for the depreciation of assets or depletion of natural resources.

Groundwater

Water located beneath the Earth's surface, filling the spaces between soils and rocks.

H

Halocarbons

A group of organic compounds composed partially of halogens. They encompass chlorofluorocarbons (CFCs), hydrochlorofluorocarbons (HCFCs), hydrofluorocarbons (HFCs), halons, and more. Many halocarbons have significant Global Warming Potentials and some also contribute to ozone layer depletion.

Hazard

The potential for an event, whether natural or human-induced, to cause harm to people, property, infrastructure, or the environment.

Heat Island

An urban area that exhibits higher temperatures than its surrounding rural areas due to human activities. This phenomenon is attributed to factors like heat-absorbing surfaces and structures. See also "Micro Heat Island".

Heating, Ventilation, and Air Conditioning (HVAC)

Systems that regulate and move heated and cooled air throughout buildings. HVAC systems are used to

improve air quality and maintain a comfortable indoor climate.

Hydrocarbons

Compounds made up of only hydrogen and carbon atoms. The term can also refer to petroleum compounds which might contain elements like sulfur, nitrogen, or oxygen. Unsaturated hydrocarbons contain either double or triple carbon-carbon bonds.

Hydrofluorocarbons (HFCs)

Molecules made up of hydrogen, fluorine, and carbon. These were developed as replacements for ozone-depleting substances and are used in a variety of industrial processes. While HFCs don't deplete the ozone layer, they are potent greenhouse gases with varying Global Warming Potentials.

I

ICLEI Local Governments for Sustainability

An association of local governmental entities focused on reducing carbon emissions and fostering sustainable urban growth. ICLEI members, along with a team of specialists, collaborate through capacity building, partnerships, and peer interaction to effect change towards urban sustainability.

Impact

A consequence or effect that arises due to climate change on any system's structure or functioning. Examples include severe heatwaves, sea-level rise, or alterations in rainfall causing floods or droughts.

Indicator

A numerical representation highlighting a specific facet of vulnerability to climate change. For instance, a forecasted alteration in annual average temperature or the count of species at risk.

Internal Combustion Engine Vehicle (ICE)

Vehicles which ignite and combust fuel within an internal combustion engine. Fuels used in ICE vehicles are typically gasoline and diesel.

Intergovernmental Panel on Climate Change (IPCC)

Founded in 1988 by the World Meteorological Organization and the United Nations Environment Programme, the IPCC is tasked with evaluating scientific and technical information related to all aspects of climate change. The IPCC informs



governments about the state of knowledge of climate change by examining all the relevant scientific literature on the subject. The IPCC is scientific entity and is not a legislative body.

K

Kilowatt Hour (kWh)

A unit representing electrical energy consumption, equivalent to using 1,000 watts continuously for an hour.

Kyoto Protocol

A supplement to the United Nations Framework Convention on Climate Change (UNFCCC) ratified in Kyoto, Japan, in 1997. This protocol incorporates legally binding obligations to reduce greenhouse gas emissions. Countries listed in the Protocol's Annex B pledged to reduce their emissions of six major greenhouse gases by at least 5% from 1990 levels between 2008 and 2012. The Protocol became effective on February 16, 2005.

L

Land Use and Land Use Change

Land use pertains to the human activities performed on a certain type of land cover. Meanwhile, land use change denotes alterations in how land is managed or utilized by humans, which can influence land cover. Changes in land cover and land use can affect climate properties such as surface albedo and greenhouse gas sources/sinks, potentially influencing climate on various scales.

Leadership in Energy and Environmental Design (LEED)

LEED is a certification system for evaluating and promoting sustainable building and design practices. Developed by the U.S. Green Building Council (USGBC), LEED provides a framework for environmentally responsible construction, aiming to improve energy efficiency, reduce water usage, and decrease greenhouse gas emissions. Buildings can earn LEED certification at different levels (Certified, Silver, Gold, or Platinum) based on their performance across several criteria, including energy use, indoor environmental quality, and sustainable site development.

Level 1 Charger

An electric vehicle charging device that provides charging through a common residential 120-volt

(120V) AC outlet. Level 1 chargers can take 40-50+ hours to charge a BEV to 80 percent from empty and 5-6 hours for a PHEV.

Level 2 Charger

An electric vehicle charging device with a higher AC charging capacity than Level 1 chargers. They typically operate at 240V for residential use or 208V for commercial use. Level 2 chargers can charge a BEV to 80 percent from empty in 4-10 hours and a PHEV in 1-2 hours.

LIDAC Communities

Low Income / Disadvantaged Communities (LIDACs): Communities where residents have low incomes, limited access to resources, and face disproportionate environmental or climate burdens.

Living Streets

"Living streets" amalgamate the principles of green streets and complete streets while emphasizing the enhancement of residents' life quality in urban areas.

LULUCF

An abbreviation for "Land Use, Land Use Change, and Forestry," a category in greenhouse gas inventory documentation.

M

Megawatt Hour (MWH)

An electrical energy unit denoting the consumption of a million watts over an hour.

Methane (CH₄)

A hydrocarbon that acts as a greenhouse gas with a global warming potential estimated to be 28 times stronger than carbon dioxide. Methane arises from several sources, including decomposition in landfills, flooded rice fields, digestion in animals, and fossil fuel production. The GWP value is sourced from the IPCC's Fifth Assessment Report (AR5).

Metric Ton

Equivalent to a Megagram or 1,000 kilograms, a metric ton, sometimes referred to as a metric tonne, is a standard international unit for mass.

Micro Heat Island

Smaller localized zones within urban environments experiencing elevated temperatures in comparison



to surrounding areas. Such hotspots might include asphalt roads, non-green roofs, or barren parking lots. The microclimate and unique built environment conditions heavily influence these micro heat islands. Refer also to "Heat Island".

Million Metric Tons (MMT)

A standard measurement often utilized in greenhouse gas documentations, equivalent to a Teragram (Tg).

Mitigation

Efforts to reduce or curb the extent or speed of long-term climatic warming and its associated effects. Mitigation typically encompasses the reduction of human-induced greenhouse gas emissions.

Mobile Sources

Transportation means that emit pollutants, including cars, motorbikes, trucks, off-road vehicles, boats, and planes.

Mode Share

The proportion of travelers opting for a specific mode of transportation. Mode share serves as a vital metric when shaping sustainable transportation strategies in a city or region, as it highlights the prevalent use of different transport options. This metric showcases the effectiveness of infrastructures, policies, investments, and urban designs in facilitating various transport modes.

Model

A model serves as a numerically-based representation of real-world scenarios, often omitting or simplifying certain details to emphasize core elements.

Municipal Power Aggregation

Refer to "Community Choice Aggregation."

Municipal Solid Waste (MSW)

Waste originating from homes and certain non-hazardous industrial, institutional, and commercial sources. Typically, this waste is directed to municipal disposal sites.

N

National Oceanic and Atmospheric Administration (NOAA)

A US agency responsible for weather forecasting, monitoring oceanic and atmospheric conditions, charting the seas, conducting deep-sea exploration, and managing fishing and protection of marine mammals and endangered species in the US exclusive economic zone.

Natural Sources

Emission sources that aren't human-induced, including biological, geological sources, wildfires, and dust carried by the wind.

Net Energy Metering (NEM)

Net Energy Metering, commonly referred to as Net Metering, enables residential and business consumers generating their own solar energy to sell their surplus electricity back to the grid. The rate schedule for NEM determines compensation for this electricity. While net metering laws exist in many states, in others, utilities may offer these programs either voluntarily or due to regulatory decisions.

Net Zero Emissions (NZE)

Pertains to a community, business, institution, or building that produces the same amount of energy it consumes through renewable and GHG emission-free sources, resulting in zero net emissions over a year. With a net zero target, only a small portion of residual emissions, no more than 5-10%, should be offset using high-quality carbon removal methods.

Nitrogen Fixation

The process where atmospheric nitrogen gas transforms into forms beneficial for plants and other organisms, achieved through lightning, bacteria, and blue-green algae. This process is integral to the nitrogen cycle.

Nitrogen Oxides (NOx)

Gaseous compounds comprising nitrogen and oxygen. These gases emerge from vehicle exhaust and power generation. As they can form photochemical ozone, impact visibility, and harm health, they're deemed pollutants.

Nitrous Oxide (N₂O)

A potent greenhouse gas with a warming potential 265 times greater than carbon dioxide. Key sources encompass soil management practices, fossil fuel burning, and biomass combustion. Its global



warming potential is derived from the IPCC's Fifth Assessment Report (AR5).

Non-Governmental Organization (NGO)

A group that works independently of governments to improve social conditions. NGOs are often non-profit institutions that are established at the community, national, or international level.

O

Ozone (O₃)

A gaseous compound composed of three oxygen atoms. In the troposphere, ozone forms naturally and through photochemical reactions involving human-produced gases. In the stratosphere, it forms when solar UV radiation interacts with diatomic oxygen. While tropospheric ozone is a greenhouse gas, stratospheric ozone is vital for blocking harmful UV radiation.

Ozone Depleting Substances (ODS)

Compounds causing the depletion of the stratospheric ozone layer. This category includes substances like CFCs, HCFCs, halons, and more. These substances, predominantly stable in the troposphere, degrade in the stratosphere under UV radiation, releasing ozone-depleting chlorine or bromine.

P

Perfluorocarbons (PFCs)

Man-made compounds solely composed of carbon and fluorine. Used as substitutes to ozone-depleting substances and emitted during certain industrial processes. Despite not depleting the ozone, they are formidable greenhouse gases. (IPCC's Fourth Assessment Report (AR4))

Phantom Load

Refers to the power consumed by electronic devices and appliances even when switched off. Devices drawing "phantom loads" constantly utilize electricity.

Photosynthesis

A biological process where plants absorb carbon dioxide to produce carbohydrates, releasing oxygen in the process. The mechanism varies based on different atmospheric carbon dioxide concentrations.

Plug-in hybrid electric vehicle (PHEV)

A type of vehicle that combines features of both gasoline-powered and electric vehicles. PHEVs use batteries to power an electric motor, and another fuel, such as gasoline or diesel, to power an internal combustion engine or other propulsion source. PHEVs can charge their batteries through charging equipment and regenerative braking.

Plug Load

Refers to the energy consumption of devices plugged into electrical outlets. In offices, major plug loads include computers, printers, and copiers. As buildings become more energy efficient, the relative importance of plug loads increases.

POC

An acronym for "people of color" or "person of color", encompassing all non-white demographic groups. See also "BIPOC."

Point Sources

Specific locations emitting pollutants into the atmosphere, like industrial smokestacks.

Power Purchase Agreement (PPA)

A contract where one party, the generator, produces electricity, and the other, the buyer, agrees to purchase it. Individual or grouped customers can forge PPAs with energy developers. PPAs enable long-term renewable energy commitments and can serve as direct renewable energy investments.

Property-Assessed Clean Energy (PACE)

A financial structure allowing property owners to fund renewable energy and energy efficiency improvements. Eligible properties include residential, commercial, and industrial sites. Upgrades can be geared toward energy efficiency, renewable energy, and water conservation.

Process Emissions

These are emissions resulting from chemical transformations in industrial processes that are distinct from burning.

R

RCP 8.5

A Representative Concentration Pathway climate model frequently considered the climate model representing "business as usual" forecasts if global



GHG emissions are not reduced and fossil fuels are continued to be used.

Radiative Forcing

A shift in equilibrium between incoming sunlight and outgoing infrared radiation. Ordinarily, the Earth's incoming and outgoing radiations are almost balanced. However, the introduction of greenhouse gases captures more infrared radiation, reflecting it back to Earth's surface, leading to a warming effect.

Reforestation

The act of reintroducing forests on lands that once held forests but were later repurposed.

Regeneration

The process of reestablishing young trees, either naturally or through human intervention, typically preserving the existing forest type after the previous forest has been removed.

Renewable Energy

Energy sourced from naturally renewable elements such as the sun, wind, water, and geothermal heat.

Renewable Energy Credits (RECs)

Certificates representing the benefits and attributes of electricity generated from renewable sources. Each REC represents one megawatt-hour (MWh) of renewable electricity dispatched to the grid. The largest reduction in Evanston's emissions is attributed to REC purchases.

Representative Concentration Pathway (RCP)

climate change scenarios to project future greenhouse gas concentrations. These pathways describe future greenhouse gas concentrations and have been formally adopted by the IPCC. There are a range of RCP climate models from RCP 2.6 to RCP 8.5 reflecting a range of potential human-made GHG emission scenarios. The numbers represent the expected change in radiative forcing through the end of the 21st century.

Residence Time

The typical duration a single atom or molecule remains in a particular storage area. In the context of greenhouse gases, it generally refers to the duration a molecule lingers in the atmosphere.

Resilience / Resiliency

The capacity to foresee, ready for, counteract, and promptly bounce back from climate-induced threats, ensuring minimal damage to society, economy, and natural settings.

Resilience Hub

A resilience hub is a community-serving facility that supports residents and communities before, during, and after emergencies. Resilience hubs can also provide resources to support communities in reducing greenhouse gas emissions.

Reservoir

Either (1) a part of the climate system where a greenhouse gas or its precursor is housed; or (2) human-manipulated water bodies where significant variations in water area might occur due to water regulation.

Respiration

A biological process where living entities transform organic substances into carbon dioxide, using up oxygen and releasing energy in the process.

Retro-commissioning

A comprehensive approach to enhance a building's operational efficiency by ensuring its control systems operate optimally and align with the building's intended and actual usage.

Ride-share

A system where individuals share transport means, usually through carpooling or joining a vanpool. Typically facilitated by a platform connecting drivers with potential riders.

S

Scope 1

Refers to emissions discharged directly within the city's boundaries due to fossil fuel combustion and the decomposition of waste in landfills and wastewater facilities.

Scope 2

Refers to emissions generated outside the city resulting from the city's consumption of electricity.

Scope 3

Pertains to emissions linked to local government functions that can be quantified and disclosed but



don't fall under Scope 1 or 2. Examples include outsourced activities and commuting of employees.

Short Ton

A standard ton measurement in the U.S., equivalent to 2,000 lbs or about 0.907 metric tons.

Sink

Any activity, process, or mechanism responsible for removing a greenhouse gas, aerosol, or their precursor from the atmosphere.

Social Cost of Carbon

An estimation of the economic damage due to climate change effects, calculated as the monetary value of total damages arising from emitting a single ton of carbon dioxide.

Solar Radiation

The sun's emitted electromagnetic waves. This radiation, also known as shortwave radiation, has wavelengths mainly in the visible spectrum due to the Sun's temperature.

Solar Photovoltaic (PV)

A system that directly transforms sunlight into electricity using semiconductors, primarily silicon. Suitable for homes, businesses, and large-scale operations, solar PV systems can be roof-mounted, ground-based, or integrated into building structures to produce renewable energy.

Source

Any process or activity that introduces greenhouse gases, aerosols, or their precursors into the atmosphere.

Stationary Sources

Fixed locations like power stations, manufacturing plants, and refineries that emit pollutants into the air.

Strategy / Strategic Goal

Detailed directions built upon the foundation of the sustainability vision and GHG reduction objectives that guide future policy decisions, community investments, and initiatives.

Sulfur Dioxide (SO₂)

A molecule made of one sulfur atom and two oxygen atoms. Released both naturally and by human

activity, it can transform into sulfate aerosols in the atmosphere. These aerosols can cool the Earth's surface, contribute to acid rain, and decrease visibility.

Sulfur Hexafluoride (SF₆)

A colorless gas that mixes well with alcohol and ether but less so with water. It's an extremely potent greenhouse gas, with a global warming potential much higher than carbon dioxide (CO₂). SF₆ is predominantly used in electricity transmission and as an insulator in electronics. Its global warming potential is derived from the IPCC's Fourth Assessment Report (AR4). It is a potent greenhouse gas with a warming potential 23,500 times greater than carbon dioxide.

T

Terrestrial Carbon Sequestration

The process where trees, plants, and crops absorb carbon dioxide (CO₂) from the atmosphere through photosynthesis and store it as carbon in biomass (like tree stems, branches, and roots) and soil. This stored carbon creates "sinks" which counteract emissions when the absorbed carbon is greater than the released carbon over time.

Therm

A unit of energy equivalent to 100,000 British Thermal Units, roughly akin to the energy in 100 cubic feet of natural gas. Commonly used to gauge natural gas consumption for billing.

Total Organic Gases (TOG)

Organic gases that encompass both reactive and relatively non-reactive compounds, such as methane.

Transparency

Clear presentation of methodologies and assumptions used in an inventory so users can easily replicate and evaluate the inventory. Transparency is crucial for effective communication and consideration of information.

Tree Bank

A designated location, such as a school or public park, where property owners or developers may donate and plant a portion of zoning ordinance-required trees if planting them within their own project site is not practical.



Trend

A measure of a quantity's change over time. A positive trend signifies growth, while a negative one indicates a decline. It's expressed in percentage or fractional terms concerning the quantity's initial value.

U

Urban Tree Canopy

The composition and traits of trees in urban settings.

U.S. Department of Energy (DOE)

A federal agency that oversees the nation's nuclear infrastructure, energy policy, and funds scientific research in the field.

U.S. Environmental Protection Agency (EPA)

A federal agency tasked with safeguarding human health and the environment. It offers technical support for recovery planning, long-term cleanup, and environmental surveillance. This includes assistance with public health infrastructure, such as wastewater treatment plants, and addressing threats through monitoring, assessment, and decontamination efforts.

V

Vehicle Miles Traveled (VMT)

Represents the distance traveled by vehicles, be it cars, trucks, or motorcycles. Each mile is counted as one vehicle mile, irrespective of the number of passengers.

Vision Zero

A strategy focused on eliminating severe injuries and fatalities from traffic accidents, aiming to provide safe and equal mobility for all individuals.

Vulnerability

The extent to which a system is exposed to, sensitive to, or unable to handle the adverse impacts of climate change. This encompasses:

- Exposure: The presence of assets or organisms in areas potentially adversely impacted by climate change.
- Sensitivity: The level at which assets or organisms are impacted by climate change.
- Adaptive capacity: The capability of systems, assets, or organisms to adjust to detrimental impacts.

W

Water Vapor

The predominant greenhouse gas present in the form of water in its gaseous state in the atmosphere. Water vapor is a natural part of the greenhouse effect. Its concentration is not significantly altered by human activities, but it amplifies the greenhouse effect due to positive feedback mechanisms. Water vapor also plays a vital role in climate regulation by forming clouds and precipitation.

Weather

Weather represents the immediate atmospheric conditions at a specific time and place, while climate refers to the long-term average of these conditions in a particular region over an extended period. In simpler terms, weather is what you experience outdoors on any given day, while climate describes the typical weather patterns you'd anticipate for a particular season and location.

Z

Zero Emission Vehicles (ZEV)

A vehicle that doesn't release harmful pollutants during its operation. Examples include electric cars, hydrogen-fueled vehicles, and bicycles. These emissions, when released, can have detrimental effects on both the environment and human health.

Zero Net Energy Building (ZNEB)

Also known as a Net-Zero Energy Building is one that is optimally efficient, and over the course of a year, generates renewable energy onsite equal to or greater than the total amount of energy consumed onsite.

Zero Waste

An approach focusing on the efficient utilization of resources through responsible production, consumption, and recovery. This means products, packaging, and materials are reused and recycled without causing harm to the environment or health, and without resorting to incineration or releases to land, water, or air.

Acknowledgements

We are grateful to the community members, partners, and organizations whose insights shaped this plan. The contributors listed below played key roles in bringing the City of Roseville’s Climate Equity Action Plan to life:

Project Lead

Noelle Bakken	City of Roseville, Sustainability Specialist
---------------	--

Climate Justice Advisory Group

Alex Terrell	RAHS Students for Climate Action
Becca Tucker	Great River Greening
Donna Peterson	Roseville Area League of Women
Jaya Stenquist	Resident
Jayne Harris	Roseville Parks & Rec Commissioner
Jonathan Miller	Formerly CURA, now at MN PUC
Mary Bortscheller	Resident
Matt Dees	Resident
Narayan Dhakal	Resident
Natali Jorgensen	Resident
Sheila Williams Ridge	University of Minnesota
Siknin Joseph Chan	Resident

City and Agency Staff Team

Aaron Reed	City of Roseville, Code Compliance Officer
Erik Henricksen	City of Roseville, Assistant City Engineer
Kendra Kloth	Ramsey Washington Metro Watershed District, Regulatory Technician
Kendra Sommerfeld	Rice Creek Watershed District, Outreach and Grant Technician
Neil Sjostrom	City of Roseville, Fire Chief
Rachel Boggs	City of Roseville, Volunteer Manager
Rachel Funke	Capitol Region Watershed District, Water Resource Project Manager
Ryan Johnson	City of Roseville, Environmental Manager
Tom Pitzl	City of Roseville, Community Relations Specialist
Zoe Olson	City of Roseville, Natural Resources, Stewardship, and Forestry Supervisor



Consultant Team


**Climate Action Planner
and Team Lead:**





Photo: Rick Graves

Prepared By:



Roseville Public Works, Environment and Transportation Commission Agenda Item

DATE: June 23, 2026

ITEM: 4.d.

ITEM DESCRIPTION: Prep for Joint Council meeting

Background

The PWETC is scheduled for its annual joint meeting with the City Council on July 20, 2026. We ask that the Commission create a list of topics to discuss with the City Council and staff will include them in the July 20 Council packet. Attached is the 2025 Council Action from the Commission's discussion with the Council last year. Also attached is a list of topics presented at the PWET Commission meetings over the last 12 months.

Each year, the Public Works, Environment, and Transportation Commission meets with the City Council to review activities and accomplishments and to discuss the upcoming year's work plan and issues that may be considered. During the meeting, the Commission will fill in the blanks below for the report to the City Council. Activities and accomplishments:

- Engineering Intern Presentations
- City Campus Master Plan Update
- Joint Council Recap
- Municipal State-Aid Street (MSAS) Safety Plan
- Pathway Master Plan Update Discussion
- Swearing in New Commissioner - Katie Brokaw Palalay
- Consider Closure of Roseville Leaf Recycling Center
- Bike Plan Discussion
- City Campus Project – Appoint Committee Member
- City Code Update – Chapter 802.17 Obstructions
- Climate Equity Action Plan
- 2026 Proposed Utility Rates
- 2026 Public Works Work Plan
- Pathway Master Plan Segments
- 2026 PWET Commission Meeting Dates
- Keya Park/Pascal Layout Recommendations
- Noise Ordinance Recommendations
- Snow & Ice Control Policy for Streets and Parking Lots Recommendations
- Maintenance Operations Center Update
- Climate Equity Action Plan Update
- 2026 Sustainability Update
- Maintenance Operations Center Update
- Civic Campus Project Update
- Pathway Master Plan
- Approve Bike Plan
- Pathway Master Plan - Continued Segment Review
- Swearing in of New Commission Members Luke Sandstrom and Charles Tedder
- Election of Officers
- WM Recycling Update 2026-2027
- Cart Rollout Update

- 2025 MS4 Annual Meeting
- Leaf Site Future
- Climate Equity Action Plan
- Prep for Joint Council meeting

Recommended actions for Council:

-
-
-
-

Work Plan items for the upcoming year:

-
-
-
-

Questions or Concerns for the City Council:

-
-
-
-

Recommendation

Create a list of accomplishments and discussion items for the City Council meeting.

Attachments

1. 2025 Council Action
2. 2025-2026 PWETC Meeting Topic Review

ROSEVILLE
REQUEST FOR COUNCIL ACTION

Date: July 22, 2024

Item No.:

Department Approval



City Manager Approval

Item Description: Public Works, Environment, and Transportation Commission Joint Meeting with the City Council

BACKGROUND

Each year, the Public Works, Environment, and Transportation Commission meets with the City Council to review activities and accomplishments, and to discuss the upcoming year's work plan and other potential issues to consider. The following are activities over the past year and issues the Commission tentatively will have on the future agendas in the next year. Additionally, the Commission plans to share their thoughts on the value of being part of the commission and their experiences as commission members.

Activities and accomplishments:

- Sustainability Intern Project Updates
- Bike Plan Updates
- Public Works Capital Improvement Plan
- Lead Free Update
- Metro Transit Update
- Recycling RFP
- AARP Walk Audit
- 2024 Proposed Utility Rates
- Street Light Update
- Public Safety
- 2025 Public Works Work Plan
- Ramsey County Environmental Services Center Update
- Sustainability Super Meeting & Green Team Update
- Assessment Policy Discussion
- Metropolitan Mosquito Control District Presentation
- City Meter Discussion
- Winter Plowing Update
- Less Mow Summer/Pollinator Update
- Bike Plan
- Dark Skies – U of M Sustainability Class
- Deferred Assessment Policy Update
- Hamline Pathway Update
- Ramsey County Ditch 4 Construction Soils Study Update
- MS4 Annual Meeting
- Recycling Cart Update

- Review Sewer Backup Policy
- City Campus Master Plan Update
- Recycling Cart Update
- Sustainability Intern Update

Work Plan items for the upcoming year:

- Pavement management and future funding

Questions or Concerns for the City Council: This year Chair Ficek worked with the commission members to summarize their activities over the last year and asked each commissioner two questions:

1. What you felt most connected to or appreciated with being on the Commission, and
2. Are there any areas you would like feedback on from the Council, or are there specific issues you would like them to address?

Chair Ficek summarized the answers to these questions in his memo (Attachment 1).

POLICY OBJECTIVES

Per City Code 201.07.B - At least once a year, each Commission shall meet with the City Council to report on the previous year's work and to discuss work plans and pending issues for the upcoming year.

EQUITY IMPACT SUMMARY

There are no equity impacts associated with this joint meeting.

BUDGET IMPLICATIONS

There are no budget impacts.

STAFF RECOMMENDATION

Staff recommends the City Council hold the joint meeting and provide feedback.

REQUESTED COUNCIL ACTION

Hold joint meeting and provide feedback.

Prepared by: Jesse Freihammer, Public Works Director
Attachments: 1: Memo From Chair Ficek

**Roseville Public Works, Environment and
Transportation Commission
2024-2025 Review**

Below is a list of topics discussed at the PWET Commission Meetings from July 2025 through June 2026.

2025

July:

Engineering Intern Presentations
City Campus Master Plan Update
Joint Council Recap
Municipal State-Aid Street (MSAS) Safety Plan

August:

Pathway Master Plan Update Discussion

September:

Swearing in New Commissioner - Katie Brokaw Palalay
Consider Closure of Roseville Leaf Recycling Center
Bike Plan Discussion
City Campus Project – Appoint Committee Member
City Code Update – Chapter 802.17 Obstructions

October:

Climate Equity Action Plan
2026 Proposed Utility Rates

November:

2026 Public Works Work Plan
Pathway Master Plan Segments
2026 PWET Commission Meeting Dates

2026

January:

Keya Park/Pascal Layout Recommendations
Noise Ordinance Recommendations
Snow & Ice Control Policy for Streets and Parking Lots Recommendations
Maintenance Operations Center Update

February:

Climate Equity Action Plan Update
2026 Sustainability Update
Maintenance Operations Center Update

March:

Civic Campus Project Update
Pathway Master Plan

April:

Approve Bike Plan

Pathway Master Plan - Continued Segment Review

Swearing in of New Commission Members Luke Sandstrom and Charles Tedder

Election of Officers

May:

WM Recycling Update 2026-2027

Cart Rollout Update

2025 MS4 Annual Meeting

June

Leaf Site Future

Climate Equity Action Plan

Prep for Joint Council meeting

Roseville Public Works, Environment and Transportation Commission Agenda Item

DATE: June 23, 2026

ITEM: 5.a.

ITEM DESCRIPTION: Commission Direction on Member Initiated Agenda Items

Background

Suggested Items:

- **July 20 - Joint Council Meeting**
- July 28
 - Review Joint Council Meeting
 - Set work plan
 - Metro Transit Update
 - Street Light Policy
 - Pathway Master Plan Segment Review
- August 25
 - Assessment Policy Review
 - Alleys
 - Streetlights
 - Signals
- September 22
 - Pavement Funding
 -

Looking Ahead:

- Future
 - MnDOT Safe Systems Approach
 - Speed Limits

Recommendation

Approve future agenda.

Attachments

None

Roseville Public Works, Environment and Transportation Commission Agenda Item

DATE: June 23, 2026

ITEM: 6.a.

ITEM DESCRIPTION: Approve May Minutes

Background

Attached are the minutes from the May 19, 2026 meeting.

Recommendation

Motion approving the minutes of May 19, 2026, subject to any necessary corrections or revision.

Attachments

1. Draft May Minutes

**Roseville Public Works, Environment
and Transportation Commission
Meeting Minutes**

Tuesday, May 19, 2026, at 6:30 p.m.
City Council Chambers, 2660 Civic Center Drive
Roseville, Minnesota 55113

1. Introduction / Roll Call

Chair Ficek called the meeting to order at approximately 6:30 p.m., and at his request, Public Works Director Jesse Freihammer called the roll.

Present: Chair Bryant Ficek, Vice Chair Edwin Hodder, and Members Daniel Fergus, Allison Luongo, Katie Brokaw Palalay, Luke Sandstrom, and Charles Tedder

Youth Commissioners: Carsten Bauer (arrived at 6:49 p.m.), and Alexis Jendro

Absent: None.

Staff Present: Public Works Director Jesse Freihammer and Environmental Manager Ryan Johnson

2. Approve Agenda

Motion

Member Hodder moved, Member Brokaw Palalay seconded, approval of the May 19, 2026, Agenda as presented.

Ayes: 8

Nays: 0

Motion carried.

3. Public Comments

None.

4. Business Items

a. Communication Items

Public Works Director Freihammer provided a brief review and update on projects and maintenance activities listed in the staff report dated May 13, 2026 (Attachment 1).

b. 2025 Waste Management Recycling Annual Update

Environmental Manager Ryan Johnson introduced Waste Management's annual service update, noting that it was the first such presentation since the City transitioned to the new contractor in July of the previous year. He explained that the presentation would review the first year of service, discuss performance and improvement opportunities, and introduce Waste Management representatives Vanessa Gutierrez, Matt Coppel, and Jay Winkowski before turning the presentation over to them.

c. Recycling Cart Update

Environmental Manager Ryan Johnson reported that the recycling cart rollout and transition to Waste Management required significantly more staff time than anticipated and thanked residents and staff for their patience throughout the process. He particularly recognized Public Works staff, who spent much of the summer addressing cart exchanges, delivery issues, and resident requests while maintaining their regular duties.

Mr. Johnson noted that most rollout issues were eventually resolved, call volumes declined over time, and residents generally appreciated the City's efforts to provide carts that better matched their recycling needs.

d. Annual MS4 Stormwater Public Meeting

Environmental Manager Ryan Johnson explained that the meeting fulfilled the City's annual MS4 permit requirements under the Minnesota Pollution Control Agency. He noted that the permit requires cities with over 10,000 residents to implement and document stormwater management activities, including erosion control, illicit discharge prevention, inspections, staff training, and public education. He added that although the MPCA has delayed formal annual reporting while updating its reporting system, cities must continue maintaining program records and compliance activities.

Mr. Johnson explained that the program's primary goals and highlighted illicit discharge investigations as a key component of the program, explaining that staff must quickly identify, contain, and trace pollutants entering the storm sewer system. He noted that the MPCA closely monitors the City's response to such incidents and expects prompt corrective action whenever discharges occur.

5. Commission Direction on Member-Initiated Agenda Items

Mr. Freihammer reviewed upcoming PWETC agenda items, noting that the June meeting will focus on the Climate Equity Action Plan and the leaf collection site. Mr. Freihammer reviewed other future topics, including the Joint Council Meeting, pathway planning, streetlight policy updates, pavement funding, speed limits, assessment policy revisions, and potential facility tours. Commissioners were

encouraged to provide ideas in advance so they can be incorporated into the Joint Council Meeting agenda and supporting materials.

6. Approval of April 28, 2026, Meeting Minutes

Comments and corrections to draft minutes had been submitted by PWETC commissioners prior to tonight's meeting, and those revisions were incorporated into the draft presented in meeting materials.

Commissioner Brokaw Palalay noted on lines 215, 225, and 303 of the minutes that the comments made were not hers.

Commissioner Sandstrom indicated that those comments were his.

Motion

Member Fergus moved, Member Brokaw Palalay seconded, approval of the April 28, 2026, meeting minutes as amended.

Ayes: 8

Nays: 0

Motion carried.

7. Adjourn

Motion

Member Hodder moved, Member Brokaw Palalay seconded, and the meeting adjourned at approximately 8:43 p.m.

Ayes: 8

Nays: 0

Motion carried.